

Features

- Includes face plate with handle.
- Single handle controls both on/off activation and temperature setting.
- Supplied with ADA compliant metal lever handle.
- Integrated push button diverter.
- Complements the Composed faucet and accessory collections.

Material

- Premium material construction with metal handle ensures reliability and durability.
- KOHLER finishes resist corrosion and tarnishing, exceeding industry durability standards.

Installation

- Trim set requires valve to complete installation.

Required Accessories

K-11748 Series Rite-Temp® Valves

Optional Accessories

1156950 Rite-Temp® Roughing-in Kit



Codes/Standards

ASME A112.18.1/CSA B125.1

ADA



ICC/ANSI A117.1

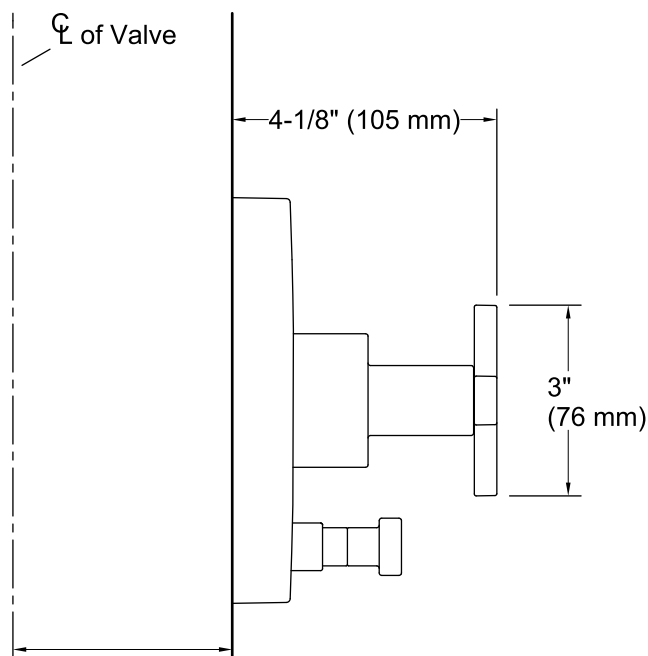
KOHLER® Faucet Lifetime Limited Warranty

See website for detailed warranty information.

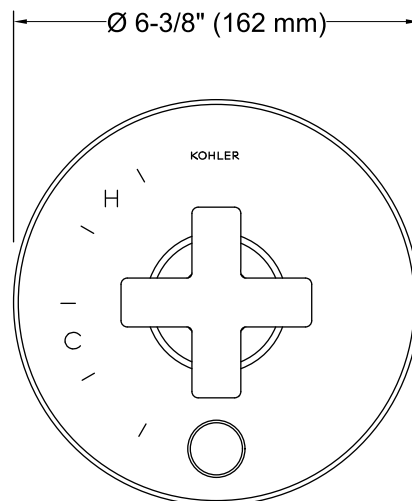
Available Color/Finishes

Color tiles intended for reference only.

Color	Code	Description
	CP	Polished Chrome
	TT	Titanium



2-3/4" (70 mm) Thin Wall
3-1/2" (89 mm) Thick Wall
If over 3-1/2" (89 mm) and
up to 4-1/4" (108 mm), use
Deep Roughing-in Kit



Technical Information

All product dimensions are nominal.

Notes

Install this product according to the installation guide.

ADA compliant when installed to the specific requirements of these regulations.