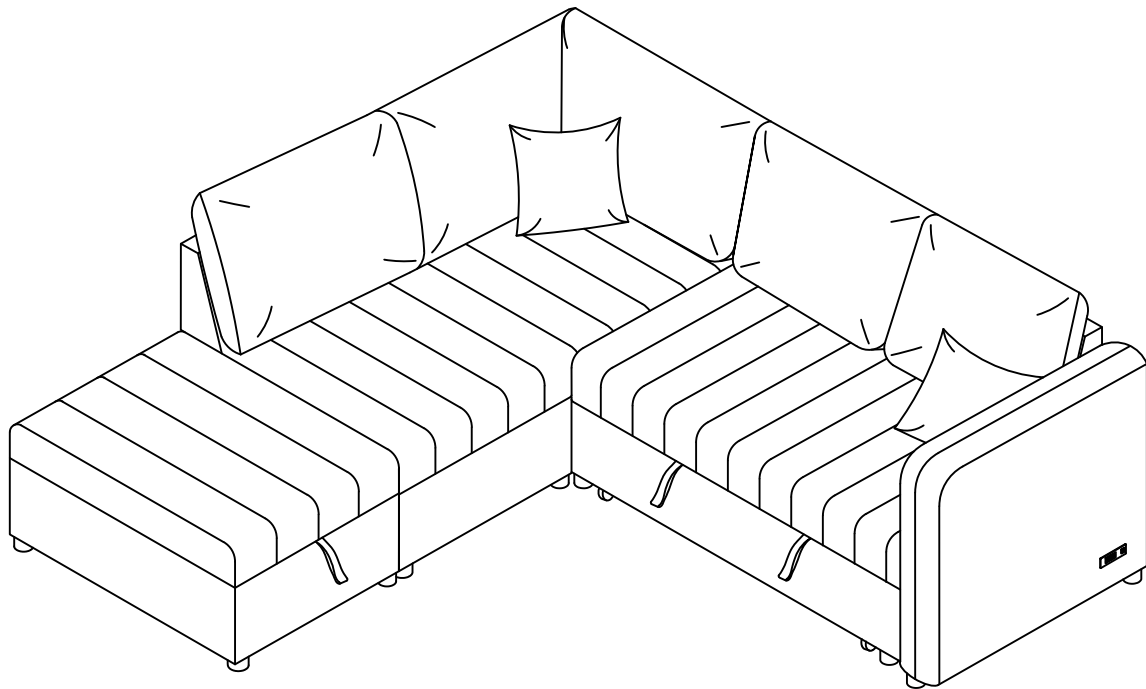


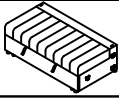


ASSEMBLY INSTRUCTION

ITEM NO.: WF321522 -WF321523-WF321524

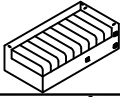








If you have any questions, please feel free to contact us.
Email: lowesteam@animalife.com



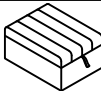


WF321522-COMPONENT LIST

| NO. | DRAWING | QTY | DESCRIPTION |
|-----|---|-----|---------------|
| D |  | 1 | Loveseat Body |
| C |  | 1 | Arm |
| B |  | 2 | Round legs |

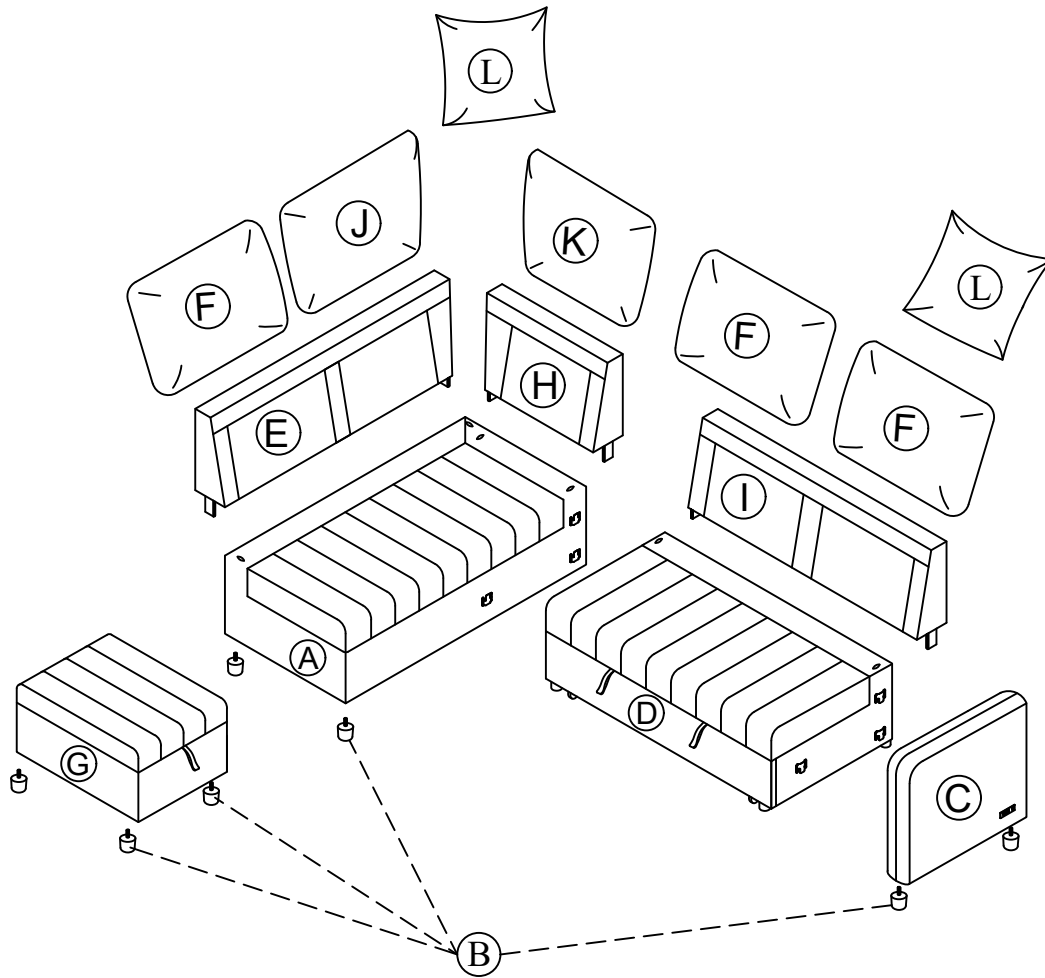
WF321523-COMPONENT LIST

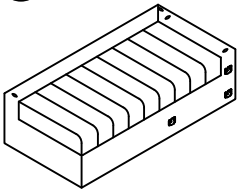
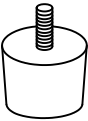
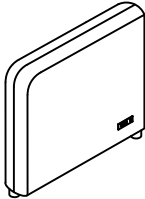
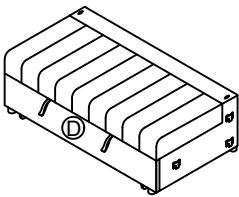
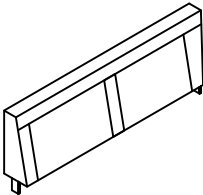
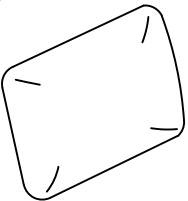
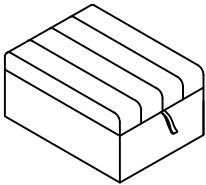
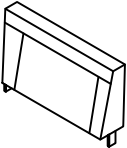
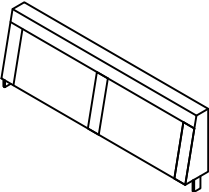
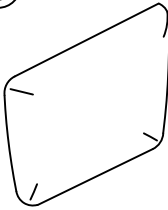
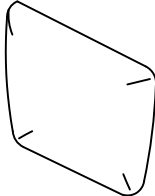

| NO. | DRAWING | QTY | DESCRIPTION |
|-----|---|-----|---------------------------|
| A |  | 1 | Loveseat Body |
| E |  | 1 | Loveseat Backrest |
| I |  | 1 | Loveseat Backrest |
| H |  | 1 | Corner Backrest |
| F |  | 1 | Back Cushion |
| J |  | 1 | Long Corner Back Cushion |
| K |  | 1 | Short Corner Back Cushion |
| B |  | 4 | Round legs |
| L |  | 2 | Pillows |

WF321524-COMPONENT LIST

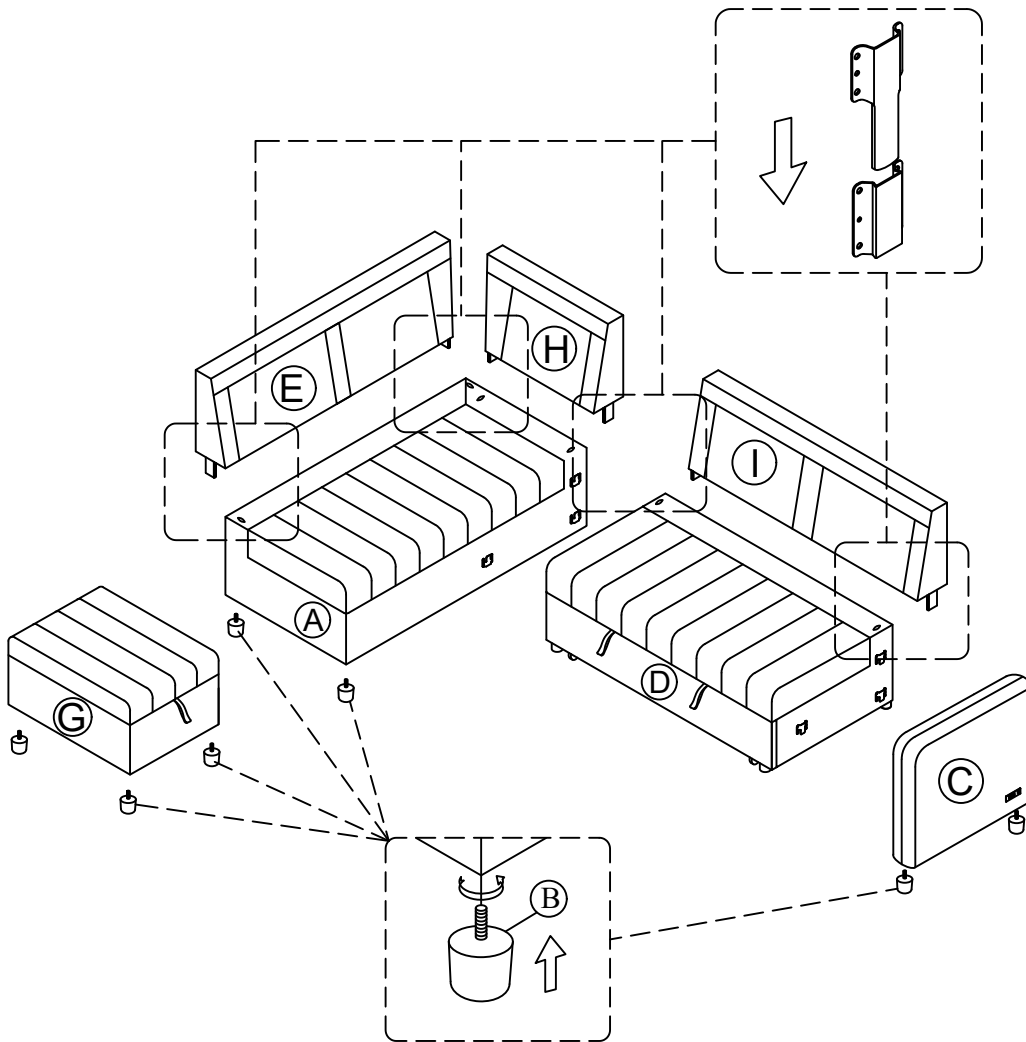
| NO. | DRAWING | QTY | DESCRIPTION |
|-----|---|-----|--------------|
| G |  | 1 | Ottoman |
| F |  | 2 | Back Cushion |
| B |  | 4 | Round legs |

PARTS LIST

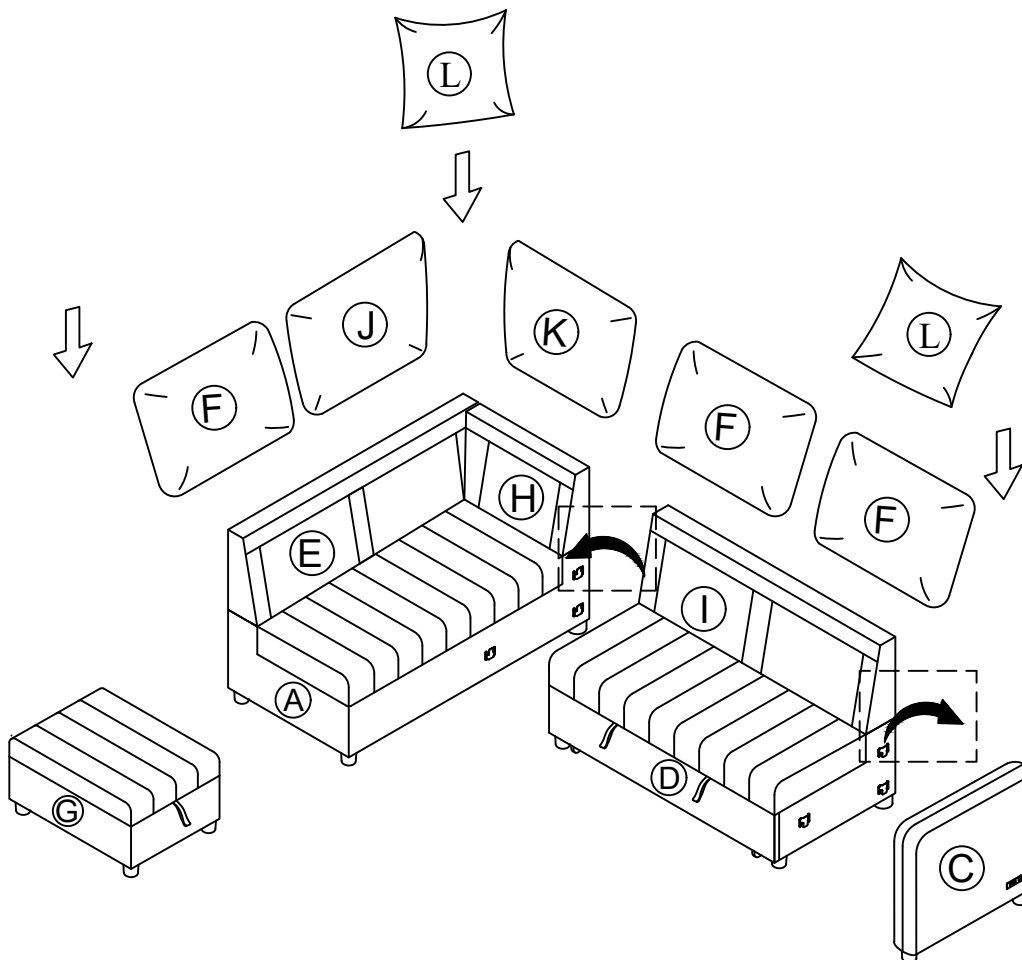


| | | | | | |
|--|---|---|--|---|---|
| (A)  | (B)  | (C)  | (D)  | (E)  | (F)  |
| Loveseat Body X 1PC | Round legs X 14PCS | Arm X 1PC | Loveseat Body X 1PC | Loveseat Backrest X 1PC | Back Cushion X 3PCS |
| (G)  | (H)  | (I)  | (J)  | (K)  | (L)  |
| Ottoman X 1PC | Corner Backrest X 1PC | Loveseat Backrest X 1PC | Long Corner Back Cushion X 1PC | Short Corner Back Cushion X 1PC | Pillow X 2PCS |
| | | | | | |
| | | | | | |

STEP 1:



STEP 2:



Helpful Hints

- Sectional sofa can transform into a sleeper
- Move your new furniture carefully, with two people lifting and carrying the unit to its new location.
- Your furniture can be disassembled and reassembled to move.
- Clean the product with a soft damp cloth. DO NOT use harsh chemicals or abrasive cleaners.

COMPLETED

