



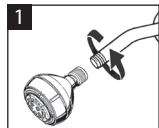
see what Delta can do

3-Way Water Diverter Installation/Operation

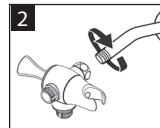
Installation

The 3-way water diverter installs easily in a few steps.

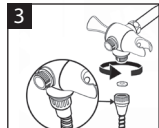
Tools needed:
Plies to remove shower head and plumber tape wrap around all threads.



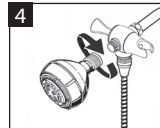
1 Remove shower head from shower arm



2 Wrap plumber tape around the threads and hand tighten diverter onto shower arm



3 Clean surface of parts with water and soap. Dry with a soft cloth.



4 Hand tighten hose onto the upper outlet of the diverter. Turn on water and check the system for leaks.

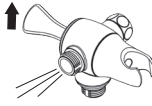
Cleaning of Parts

For surface cleaning of parts, use water and soap. Dry with a soft cloth.

Note: Any other cleaning product specifically designed for cleaning plastic or metal surfaces may damage the finish.

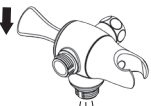
Operation

1) To activate spray for shower head only



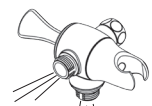
Push the lever upwards to upper-most position

2) To activate spray for hand shower only



Push the lever downwards to lowest position

3) To activate spray for both shower head and hand shower



Push the lever to the center or middle position.

Limited Warranty on Delta Faucets
In the United States and Mexico:
Delta Faucet Company
Product Service
303 South Ferguson Place
St. Louis, Missouri 63102
USA
Atte: Attention Customer Solutions
www.deltafaucet.com/customer-support-usa.html
Outside the United States:
Delta Faucet Company
Product Service
303 South Ferguson Place
St. Louis, Missouri 63102
USA
Atte: Attention Customer Solutions
www.deltafaucet.com/customer-support-usa.html
The warranty applies only to Delta Faucet manufactured after January 1, 2015 and installed in the United States.

Parts and Finish for Delta Replacements: Delta Faucet Company offers kits on deltalimited.com. Details: Replacements, Kits, and Finish for Delta Replacements. Delta Faucet Company offers kits on deltalimited.com. Details: Replacements, Kits, and Finish for Delta Replacements. Delta Faucet Company offers kits on deltalimited.com. Details: Replacements, Kits, and Finish for Delta Replacements. Delta Faucet Company offers kits on deltalimited.com. Details: Replacements, Kits, and Finish for Delta Replacements.

What is Not Covered: Because Delta Faucet Company is unable to control the quality of the products used by unauthorized sellers, unless otherwise provided for in this warranty, we do not warrant unauthorized sellers.
Any labor charges incurred by the purchaser to repair, replace, install or remove this product are not covered by this warranty. Delta Faucet Company does not hold itself liable for any damage, loss or injury to property, including but not limited to, personal injury, property damage, or loss of income, arising out of the use of this product for an unapproved application, misuse, abuse, neglect or improper or otherwise performance related, maintenance or repair, including failure to follow the applicable care and maintenance instructions for this product, or any other Delta Faucet Company product. Delta Faucet Company is not liable for any damage, loss or injury to property, including but not limited to, personal injury, property damage, or loss of income, arising out of the use of this product for an unapproved application, misuse, abuse, neglect or improper or otherwise performance related, maintenance or repair, including failure to follow the applicable care and maintenance instructions for this product, or any other Delta Faucet Company product.

Warranty Not Valid In: The United Kingdom, Ireland, France, Italy, Spain, Portugal, Greece, Turkey, Cyprus, and the Republic of Cyprus. This warranty is not valid in these countries. For more information, please contact your local distributor or visit our website at www.deltafaucet.com.

Garantía Limitada en los Estados Unidos y México
En Canadá:
Mason Canada Limited, Plumbing Group
Delta Faucet Company
Product Service
303 South Ferguson Place
St. Louis, Missouri 63102
USA
Atte: Attention Customer Solutions
www.deltafaucet.com/customer-support-usa.html
Outside the United States:
Delta Faucet Company
Product Service
303 South Ferguson Place
St. Louis, Missouri 63102
USA
Atte: Attention Customer Solutions
www.deltafaucet.com/customer-support-usa.html
The warranty applies only to Delta Faucet manufactured after January 1, 2015 and installed in the United States.

Parts and Finish for Delta Replacements: Delta Faucet Company offers kits on deltalimited.com. Details: Replacements, Kits, and Finish for Delta Replacements. Delta Faucet Company offers kits on deltalimited.com. Details: Replacements, Kits, and Finish for Delta Replacements. Delta Faucet Company offers kits on deltalimited.com. Details: Replacements, Kits, and Finish for Delta Replacements. Delta Faucet Company offers kits on deltalimited.com. Details: Replacements, Kits, and Finish for Delta Replacements.

What is Not Covered: Because Delta Faucet Company is unable to control the quality of the products used by unauthorized sellers, unless otherwise provided for in this warranty, we do not warrant unauthorized sellers.
Any labor charges incurred by the purchaser to repair, replace, install or remove this product are not covered by this warranty. Delta Faucet Company does not hold itself liable for any damage, loss or injury to property, including but not limited to, personal injury, property damage, or loss of income, arising out of the use of this product for an unapproved application, misuse, abuse, neglect or improper or otherwise performance related, maintenance or repair, including failure to follow the applicable care and maintenance instructions for this product, or any other Delta Faucet Company product. Delta Faucet Company is not liable for any damage, loss or injury to property, including but not limited to, personal injury, property damage, or loss of income, arising out of the use of this product for an unapproved application, misuse, abuse, neglect or improper or otherwise performance related, maintenance or repair, including failure to follow the applicable care and maintenance instructions for this product, or any other Delta Faucet Company product.

Warranty Not Valid In: The United Kingdom, Ireland, France, Italy, Spain, Portugal, Greece, Turkey, Cyprus, and the Republic of Cyprus. This warranty is not valid in these countries. For more information, please contact your local distributor or visit our website at www.deltafaucet.com.

Garantía Limitada en los Estados Unidos y México
En Canadá:
Mason Canada Limited, Plumbing Group
Delta Faucet Company
Product Service
303 South Ferguson Place
St. Louis, Missouri 63102
USA
Atte: Attention Customer Solutions
www.deltafaucet.com/customer-support-usa.html
Outside the United States:
Delta Faucet Company
Product Service
303 South Ferguson Place
St. Louis, Missouri 63102
USA
Atte: Attention Customer Solutions
www.deltafaucet.com/customer-support-usa.html
The warranty applies only to Delta Faucet manufactured after January 1, 2015 and installed in the United States.

Parts and Finish for Delta Replacements: Delta Faucet Company offers kits on deltalimited.com. Details: Replacements, Kits, and Finish for Delta Replacements. Delta Faucet Company offers kits on deltalimited.com. Details: Replacements, Kits, and Finish for Delta Replacements. Delta Faucet Company offers kits on deltalimited.com. Details: Replacements, Kits, and Finish for Delta Replacements. Delta Faucet Company offers kits on deltalimited.com. Details: Replacements, Kits, and Finish for Delta Replacements.

What is Not Covered: Because Delta Faucet Company is unable to control the quality of the products used by unauthorized sellers, unless otherwise provided for in this warranty, we do not warrant unauthorized sellers.
Any labor charges incurred by the purchaser to repair, replace, install or remove this product are not covered by this warranty. Delta Faucet Company does not hold itself liable for any damage, loss or injury to property, including but not limited to, personal injury, property damage, or loss of income, arising out of the use of this product for an unapproved application, misuse, abuse, neglect or improper or otherwise performance related, maintenance or repair, including failure to follow the applicable care and maintenance instructions for this product, or any other Delta Faucet Company product. Delta Faucet Company is not liable for any damage, loss or injury to property, including but not limited to, personal injury, property damage, or loss of income, arising out of the use of this product for an unapproved application, misuse, abuse, neglect or improper or otherwise performance related, maintenance or repair, including failure to follow the applicable care and maintenance instructions for this product, or any other Delta Faucet Company product.

Warranty Not Valid In: The United Kingdom, Ireland, France, Italy, Spain, Portugal, Greece, Turkey, Cyprus, and the Republic of Cyprus. This warranty is not valid in these countries. For more information, please contact your local distributor or visit our website at www.deltafaucet.com.

Garantía Limitada en los Estados Unidos y México
En Canadá:
Mason Canada Limited, Plumbing Group
Delta Faucet Company
Product Service
303 South Ferguson Place
St. Louis, Missouri 63102
USA
Atte: Attention Customer Solutions
www.deltafaucet.com/customer-support-usa.html
Outside the United States:
Delta Faucet Company
Product Service
303 South Ferguson Place
St. Louis, Missouri 63102
USA
Atte: Attention Customer Solutions
www.deltafaucet.com/customer-support-usa.html
The warranty applies only to Delta Faucet manufactured after January 1, 2015 and installed in the United States.

Parts and Finish for Delta Replacements: Delta Faucet Company offers kits on deltalimited.com. Details: Replacements, Kits, and Finish for Delta Replacements. Delta Faucet Company offers kits on deltalimited.com. Details: Replacements, Kits, and Finish for Delta Replacements. Delta Faucet Company offers kits on deltalimited.com. Details: Replacements, Kits, and Finish for Delta Replacements. Delta Faucet Company offers kits on deltalimited.com. Details: Replacements, Kits, and Finish for Delta Replacements.

What is Not Covered: Because Delta Faucet Company is unable to control the quality of the products used by unauthorized sellers, unless otherwise provided for in this warranty, we do not warrant unauthorized sellers.
Any labor charges incurred by the purchaser to repair, replace, install or remove this product are not covered by this warranty. Delta Faucet Company does not hold itself liable for any damage, loss or injury to property, including but not limited to, personal injury, property damage, or loss of income, arising out of the use of this product for an unapproved application, misuse, abuse, neglect or improper or otherwise performance related, maintenance or repair, including failure to follow the applicable care and maintenance instructions for this product, or any other Delta Faucet Company product. Delta Faucet Company is not liable for any damage, loss or injury to property, including but not limited to, personal injury, property damage, or loss of income, arising out of the use of this product for an unapproved application, misuse, abuse, neglect or improper or otherwise performance related, maintenance or repair, including failure to follow the applicable care and maintenance instructions for this product, or any other Delta Faucet Company product.

Warranty Not Valid In: The United Kingdom, Ireland, France, Italy, Spain, Portugal, Greece, Turkey, Cyprus, and the Republic of Cyprus. This warranty is not valid in these countries. For more information, please contact your local distributor or visit our website at www.deltafaucet.com.

Garantía limitada dos robinets Delta®
En Canadá:
Mason Canada Limited, Plumbing Group
Delta Faucet Company
Product Service
303 South Ferguson Place
St. Louis, Missouri 63102
USA
Atte: Attention Customer Solutions
www.deltafaucet.com/customer-support-usa.html
Outside the United States:
Delta Faucet Company
Product Service
303 South Ferguson Place
St. Louis, Missouri 63102
USA
Atte: Attention Customer Solutions
www.deltafaucet.com/customer-support-usa.html
The warranty applies only to Delta Faucet manufactured after January 1, 2015 and installed in the United States.

Parts and Finish for Delta Replacements: Delta Faucet Company offers kits on deltalimited.com. Details: Replacements, Kits, and Finish for Delta Replacements. Delta Faucet Company offers kits on deltalimited.com. Details: Replacements, Kits, and Finish for Delta Replacements. Delta Faucet Company offers kits on deltalimited.com. Details: Replacements, Kits, and Finish for Delta Replacements. Delta Faucet Company offers kits on deltalimited.com. Details: Replacements, Kits, and Finish for Delta Replacements.

What is Not Covered: Because Delta Faucet Company is unable to control the quality of the products used by unauthorized sellers, unless otherwise provided for in this warranty, we do not warrant unauthorized sellers.
Any labor charges incurred by the purchaser to repair, replace, install or remove this product are not covered by this warranty. Delta Faucet Company does not hold itself liable for any damage, loss or injury to property, including but not limited to, personal injury, property damage, or loss of income, arising out of the use of this product for an unapproved application, misuse, abuse, neglect or improper or otherwise performance related, maintenance or repair, including failure to follow the applicable care and maintenance instructions for this product, or any other Delta Faucet Company product. Delta Faucet Company is not liable for any damage, loss or injury to property, including but not limited to, personal injury, property damage, or loss of income, arising out of the use of this product for an unapproved application, misuse, abuse, neglect or improper or otherwise performance related, maintenance or repair, including failure to follow the applicable care and maintenance instructions for this product, or any other Delta Faucet Company product.

Warranty Not Valid In: The United Kingdom, Ireland, France, Italy, Spain, Portugal, Greece, Turkey, Cyprus, and the Republic of Cyprus. This warranty is not valid in these countries. For more information, please contact your local distributor or visit our website at www.deltafaucet.com.

Inverseur à 3 directions Installation/Mode d'emploi

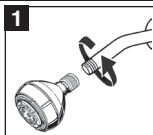


see what Delta can do

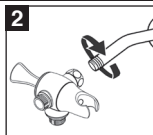
Installation

L'inverseur à 3 directions s'installe simplement en quelques étapes.

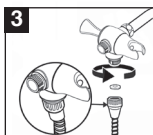
Outils requis : Pinces pour retirer la pomme de douche et ruban de plomberie à enrouler autour des filets.



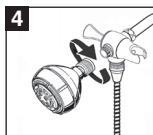
Retirez la pomme de douche du bras de douche.



Enroulez le ruban de plomberie autour des filets et serrez l'inverseur manuellement sur le bras de douche.



Serrez manuellement le tuyau sur la sortie inférieure de l'inverseur.



Serrez manuellement la pomme de douche sur la sortie supérieure de l'inverseur. Ouvrez l'arrivée d'eau et assurez-vous que le système ne fuit pas.

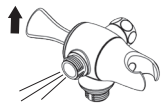
Nettoyage des pièces

Pour nettoyer la surface des pièces, utilisez de l'eau savonneuse. Séchez avec un chiffon doux.

Remarque: Tout autre produit de nettoyage non conçu spécialement pour les surfaces en plastique ou en métal risque d'endommager le fini.

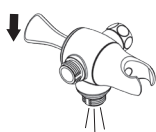
Mode d'emploi

1) Pour activer le jet de la pomme de douche uniquement



Relevez complètement le levier.

2) Pour activer le jet de la douche à main uniquement



Abaissez complètement le levier.

3) Pour activer à la fois le jet de la pomme de douche et de la douche à main



Positionnez le levier au milieu.

Derivador de agua de 3 vías Instalación/Funcionamiento

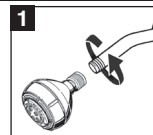


see what Delta can do

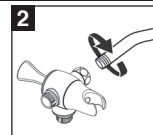
Instalación

El derivador de 3 vías se instala fácilmente en unos cuantos pasos.

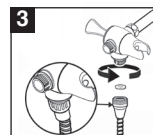
Herramientas necesarias: Pinzas para quitar la cabeza de la regadera y cinta para plomero envolver todas las roscas.



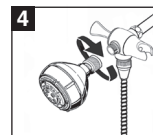
Quite la cabeza de la regadera del brazo de la regadera



Envuelva las roscas con cinta para plomero y apriete a mano el derivador en el brazo de la regadera.



Apriete a mano la manguera en la salida inferior del derivador.



Apriete a mano la cabeza de la regadera en la salida superior del derivador. Abra la llave de agua y compruebe si el sistema tiene pérdidas.

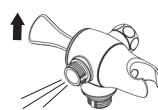
Limpieza de las piezas

Para limpiar la superficie de las piezas, utilice agua y jabón. Seque con un paño suave.

Nota: Cualquier otro producto de limpieza que no haya sido diseñado específicamente para limpiar superficies plásticas o de metal podría dañar el acabado.

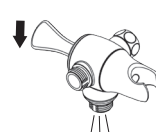
Funcionamiento

1) Para activar la función de rociado sólo en la cabeza de la regadera



Empuje la palanca hacia arriba hasta la posición superior.

2) Para activar la función de rociado sólo en la regadera de mano



Empuje la palanca hacia abajo hasta la posición inferior.

3) Para activar la función de rociado tanto en la cabeza de la regadera como en la regadera de mano



Empuje la palanca hasta la posición central o media.