



• Shown with one entry panel and three wall panels.


WALL & ENTRY PANEL SET-UP INSTRUCTIONS




With top on, adjust frame height to lowest position.




Make sure orientation is correct on panel, Hook & Loop inside, hooks down.




Attach top Hook & Loop first and work downwards.



Extend legs so frame is at its highest.



Attach hooks to bottom of legs.



NOTE: If you have more than one panel and are joining them, make sure both panels are attached before zipping two panels together.

Thank you for choosing GENUINE QUIK SHADE™ Accessories by Bravo Sports.
We at Bravo Sports have attempted to design and manufacture the best possible value for your money.

If you have any questions about your QUIK SHADE™ or its accessories,
please call out customer service representatives.

© 2008 Bravo Sports
12801 Carmenita Rd, Santa Fe Springs, CA 90670
Customer Service Dept. Phone (800) 248-5327 Canada (877) 992-7286
E-mail: consumer@bravosportscorp.com Check us out at www.bravosportscorp.com



Please read completely before setting up your QUIK SHADE® Instant Canopy

It is your responsibility to read and save these instructions before attempting to set up your QUIK SHADE® Instant Canopy. We would also like to suggest that you follow these safety precautions, care and maintenance tips when using your QUIK SHADE®:

1. Never set up or continue to use in any rain, wind or storm conditions, especially lightning storms. Damage can occur to your QUIK SHADE® and put you and others in potential danger.
2. We suggest that you take your time in order to avoid bending the frame or pinching your fingers or hands while opening and closing the frame.
3. Avoid setting up your QUIK SHADE® on steep inclines.
4. Always use the provided stakes to secure your QUIK SHADE® to the ground unless you set up on concrete or asphalt.
5. Do not use your QUIK SHADE® for permanent shelter. It was designed for temporary use only.
6. Keep your QUIK SHADE® canopy away from heat and flames at all times. Do not barbecue or build fires under your QUIK SHADE®.
7. Never leave your QUIK SHADE® unattended.
8. Hand wash the canopy using only mild soap and water. Never use harsh detergents, abrasives or bleach. Do not machine wash.
9. Never fold or store your QUIK SHADE® when it is wet or damp. Let it dry completely to avoid mildew.
10. **ALWAYS USE COMMON SENSE.**

WARNING: KEEP ALL FLAME AND HEAT SOURCES AWAY FROM THIS TENT FABRIC. This tent meets the flammability requirements of CPAI-84. The fabric will burn if left in continuous contact with any flame source. The application of any foreign substance to the tent fabric may render the flame resistant properties ineffective.

DO NOT RETURN YOUR CANOPY TO THE PLACE OF PURCHASE
Please contact Bravo Sports for questions, comments, parts & accessories,
or assistance with any warranty related issues.

Bravo Sports 12801 Carmenita Rd. Santa Fe Springs, CA 90670
quikshade.com

Toll free: (800) 248-5327 Canada: (877) 992-7286



1 YEAR LIMITED WARRANTY

Thank you for choosing BRAVO SPORTS Accessories by BRAVO SPORTS. We at BRAVO SPORTS have attempted to design and manufacture the best possible value for your money.

WARRANTY

BRAVO SPORTS warrants all QUIK SHADE™ Accessories to be free of defects in materials and workmanship for a period of **one (1) year from the date of original purchase**. If a QUIK SHADE™ and/or its parts are found defective by BRAVO SPORTS, in its sole discretion, BRAVO SPORT's only responsibility shall be limited to repair or replace the defective part(s).

This warranty is subject to the following limitations in addition to any imposed by virtue of applicable law:

1. This warranty applies only to BRAVO SPORTS QUIK SHADE™ Accessories purchased from authorized dealers and is valid for the original purchaser only.
2. Any QUIK SHADE™ returned to BRAVO SPORTS for warranty inspection must receive prior authorization which can be obtained by calling our customer service representatives.
3. All warranty claims must be accompanied by the original purchase receipt from an authorized dealer.
4. This warranty does not cover damage or loss from wind, rain, other forces of nature, accident, normal wear, improper assembly, disassembly, or adjustment during set-up or take-down, abuse or neglect as a result of the use of this QUIK SHADE™ Accessory. In no event shall BRAVO SPORTS or its authorized agents be liable for any personal loss, injury, or direct consequential damage resulting from the use of this product.

After receiving prior authorization through our customer service department, you must submit your warranty claim to the address below, **shipped prepaid and accompanied by the original dated purchase receipt**.

BRAVO SPORTS
12801 Carmenita Rd., Santa Fe Springs, CA 90670
Customer Service Department
Main Phone: (800) 248-5327