



COWAN
60 x 31 x 77 3/4
Zero Threshold Shower

Available in white

Features

- Easy entry, Barrier Free threshold
- Patented, pre-leveled base with steel rod & ArmorCore reinforcement, safety finish floor, easy installation (no mortar required) reduces installation costs.
- 3 molded-in shelves
- Simple, easy, 5 piece installation from front or rear
- Accommodates a shower door
- Walls are fully wrapped with wood & metal rod inserts for maximum reinforcement, adding extra strength for any future accessory installation.
- Premium, durable applied acrylic/fiberglass construction
- Attractive, easy to clean, high gloss, tile finish.
- Limited Lifetime warranty



Components Included (Field Installed)

★ White Curtain Rod & Three Grab Bars



★ Chrome Plated Brass Drain



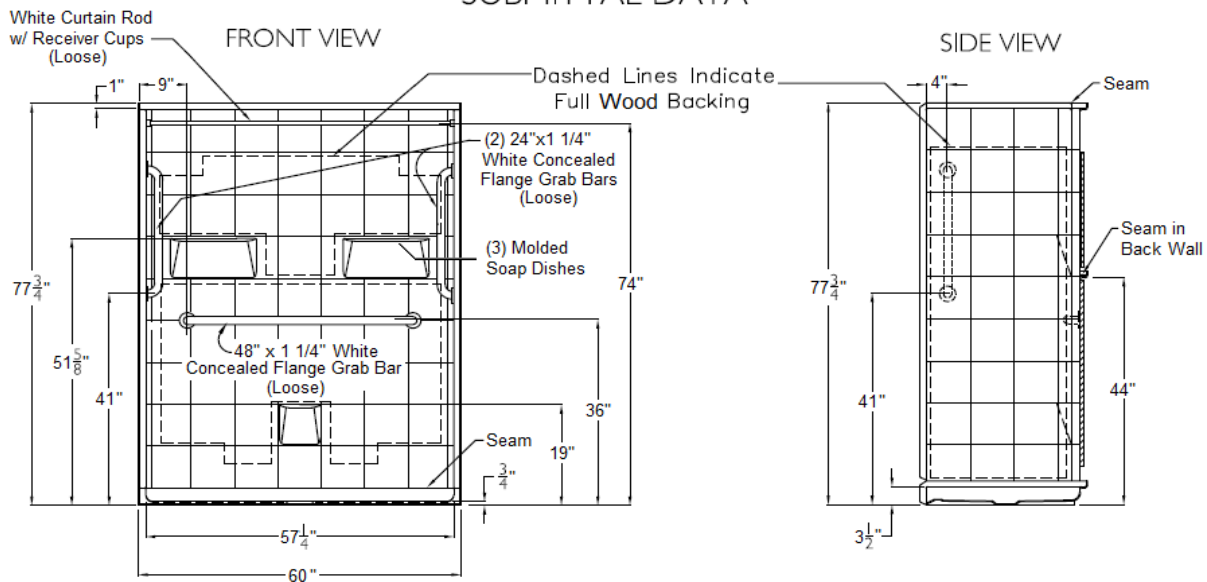
★ Premium Weighted Shower Curtain & Collapsible Dam



Drain Model # Item #

RH Drain	LM6030BF5PR064	639311
LH Drain	LM6030BF5PL064	639314

SUBMITTAL DATA



5 Piece Sectional BF Shower

The sectional shower shall be model LM 6030 BF 5 Piece left or right drain. Finished surface shall be of a sanitary grade applied acrylic, exhibiting a minimal thickness of 15 dry mils, and a finished cured Barcoal hardness of 80-90 as tested with ASTM D-2583. Unit construction shall be of molded reinforced fiberglass with a minimum 15% fiberglass content.

Unit has outside dimensions of: 60" x 31" x 77 3/4".

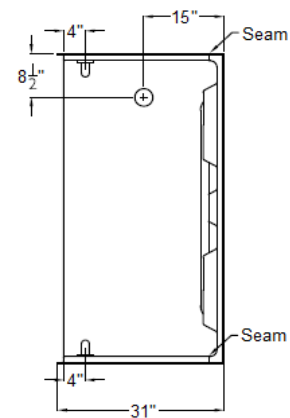
The five piece shower shall meet: CSA B45.5, IAPMOZ124, HUD, FHA, Home Innovation Research Lab, and shall meet the requirements of the Southern Building Code.

The enclosure shall be equipped with the following installed accessories:

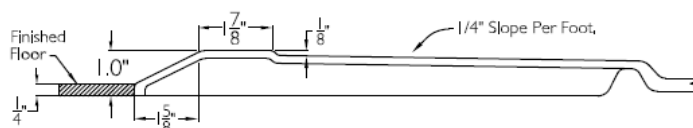
- 1) Tile finish on walls,
- 2) Full wood backing on walls,
- 3) 5 Piece sectional design,
- 4) Three molded soap ledges on the back wall,
- 5) Seam in the back wall,
- 6) Left or right drain location,
- 7) 1.0" threshold,
- 8) One 48" x 1 1/4" white horizontal grab bar on the back wall,
- 9) Two 24" x 1 1/4" white vertical grab bars one on each side wall,
- 10) White curtain rod with receiver cups,
- 11) Weighted shower curtain,
- 12) Collapsible water retainer with end caps,
- 13) Brass drain fitting.

NOTE: GRAB BARS, AND CURTAIN ROD SHIPPED LOOSE, (FIELD INSTALLED BY OTHERS), UNIT SHIPPED UN-ASSEMBLED. (FIELD ASSEMBLY BY OTHERS).

TOP VIEW



CROSS SECTION OF THRESHOLD



DUE TO THE NATURE OF THE MATERIALS DIMENSIONS MAY VARY + - 1/2 INCH.

Laurel Mountain

Toll Free: (800) 930-0050

Fax: (800) 930-0051

www.laurelmountainbath.com

LAUREL MOUNTAIN

Drawing #: LM 6030 BF 5P 1.0"

Date: 11/11/21

COWAN