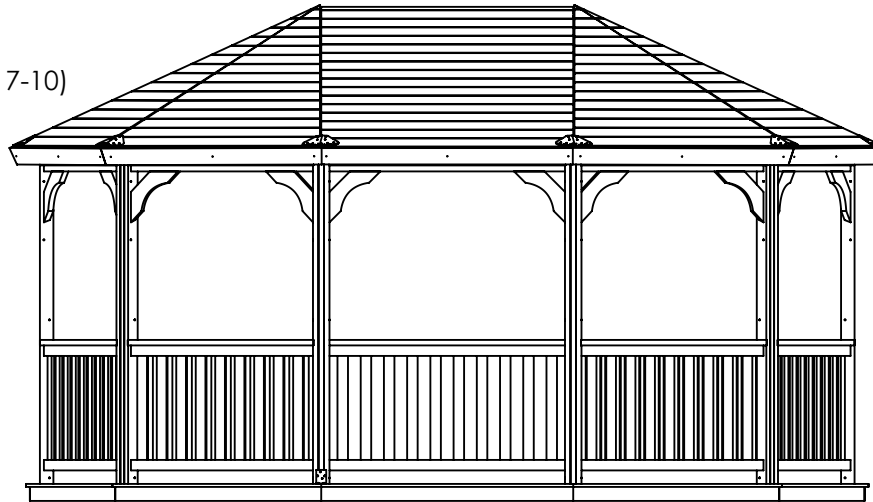
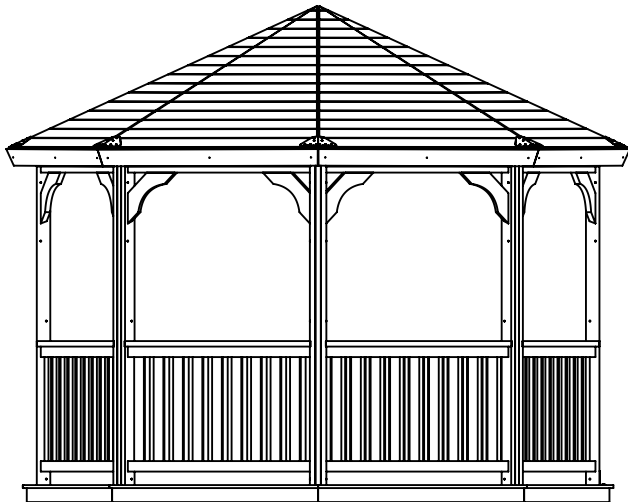


## DESIGN REQUIREMENTS

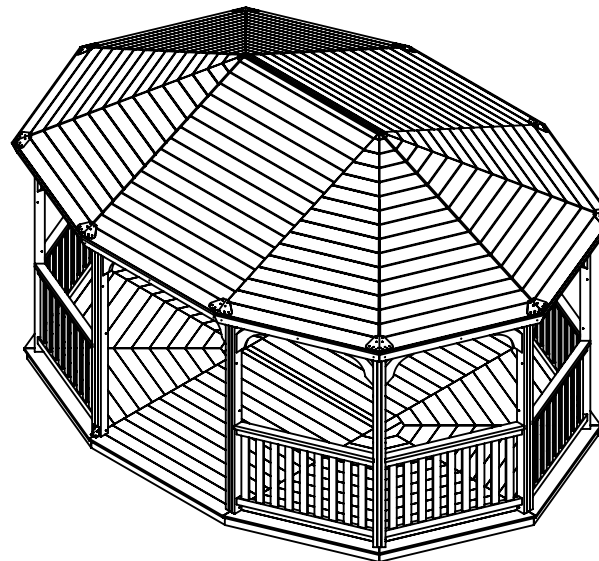
1. Governing Code:  
Including, not limited to: IBC 2018 (ASCE 7-10)  
Risk Category: 1
2. Dead Load: 10 psf
4. Ground Snow Load: 30 psf
5. Wind Load:  
Basic Wind Speed (V): 140 mph  
Exposure Class: B  
Open Building, Unrestricted Flow



Front Elevation



Side Elevation



191 JALYN DRIVE NEW HOLLAND, PA 17557  
PH: 1-866-210-9273

WWW.YARDCRAFT.COM

THIS DRAWING IS THE PROPERTY OF YARD CRAFT, AND REPRODUCTION, ALTERATION, OR USE OF THIS DRAWING, WITHOUT THE WRITTEN CONSENT OF YARD CRAFT, IS PROHIBITED. DRAWINGS SHALL NOT BE SCALED TO OBTAIN DIMENSIONS. THE CONTRACTORS/DEALERS, AND BUILDERS INVOLVED ON THIS PROJECT SHALL VERIFY ALL DIMENSIONS AND CONDITIONS BEFORE STARTING WORK, AND ANY DISCREPANCY SHALL BE REPORTED IN WRITING BEFORE STARTING WORK.

CONTRACTOR:  
YardCraft

DRAWING TITLE:  
Elevation

PROJECT:  
12x18 Oval Cedar  
Gazebo

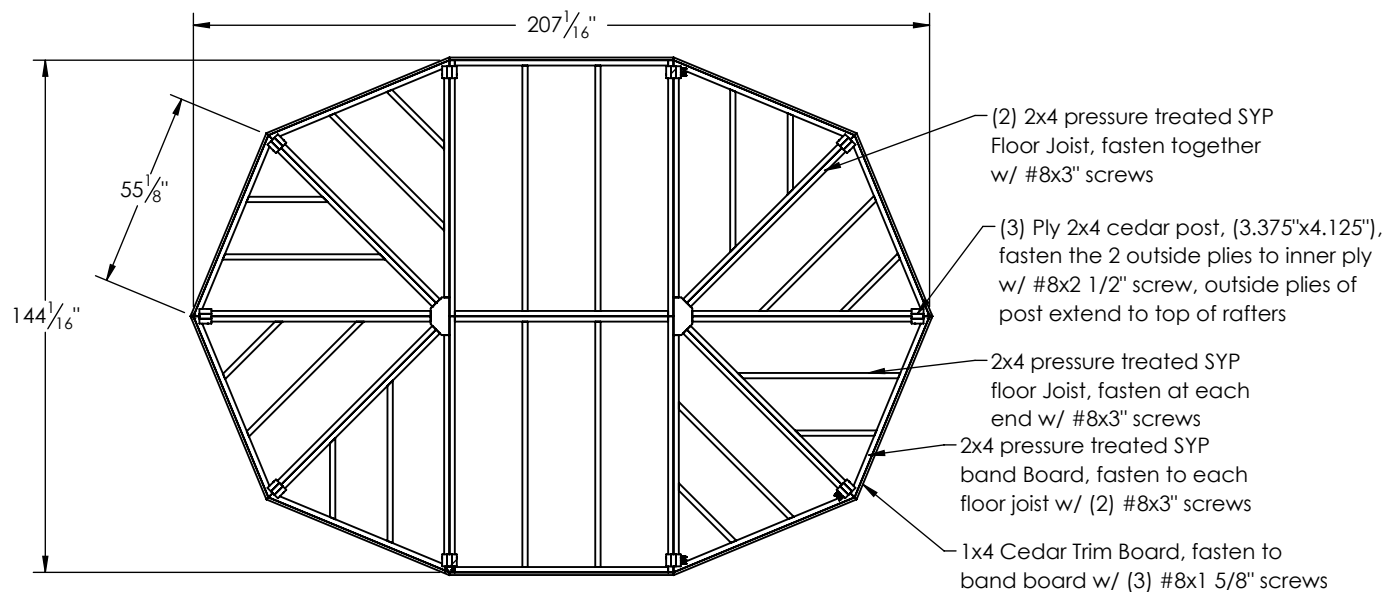
COMMENTS:

REVISIONS:	DATE:	BY:
------------	-------	-----

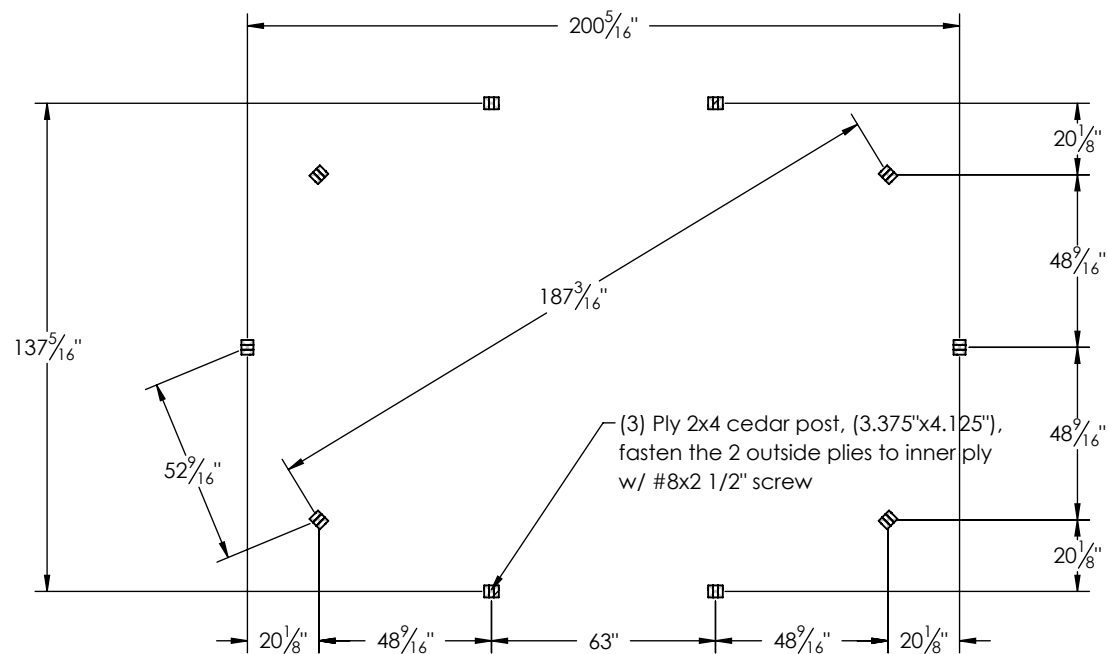
DRAWING NUMBER: 17-294

DATE: 10/27/2017	PAGE: 1 of 6
------------------	--------------

BY: JR.	SCALE: 1:48
---------	-------------



Floor Framing Plan



Post Layout Plan



191 JALYN DRIVE NEW HOLLAND, PA 17557  
PH: 1-866-210-9273

WWW.YARDCRAFT.COM

THIS DRAWING IS THE PROPERTY OF YARD CRAFT, AND REPRODUCTION, ALTERATION, OR USE OF THIS DRAWING, WITHOUT THE WRITTEN CONSENT OF YARD CRAFT, IS PROHIBITED. DRAWINGS SHALL NOT BE SCALED TO OBTAIN DIMENSIONS. THE CONTRACTORS/DEALERS, AND BUILDERS INVOLVED ON THIS PROJECT SHALL VERIFY ALL DIMENSIONS AND CONDITIONS BEFORE STARTING WORK, AND ANY DISCREPANCY SHALL BE REPORTED IN WRITING BEFORE STARTING WORK.

CONTRACTOR:  
YardCraft

DRAWING TITLE:  
Floor Framing & Post  
Layout Plan

PROJECT:  
12x18 Oval Cedar  
Gazebo

COMMENTS:

REVISIONS:	DATE:	BY:
------------	-------	-----

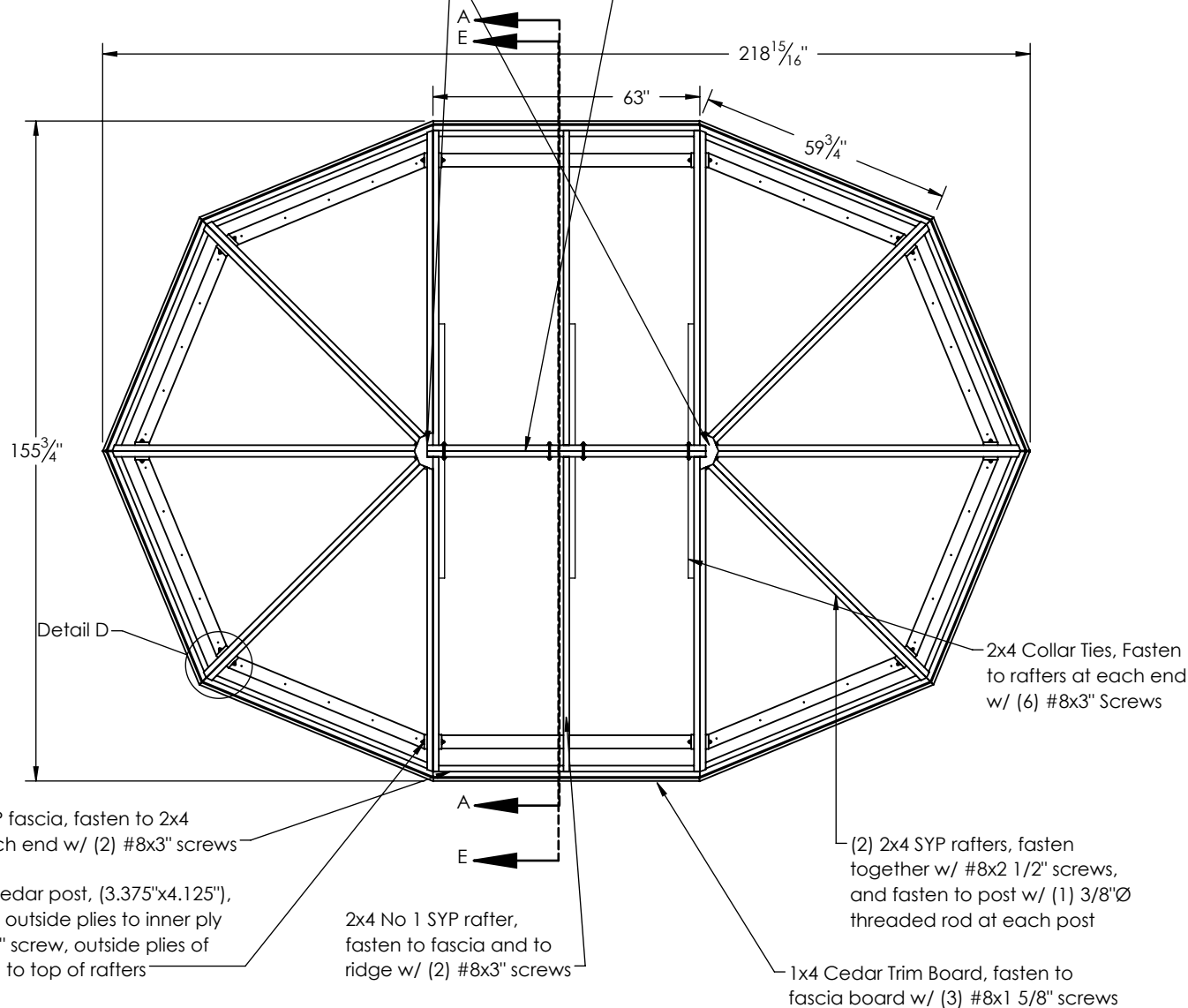
DRAWING NUMBER: 17-294

DATE: 10/27/2017	PAGE: 2 of 6
------------------	--------------

BY: JR.	SCALE: 1:54
---------	-------------

(4) Ply 2x8 SYP compression ring, 2nd ply fasten to 1st ply w/ #8x2 1/2" screws, 3rd ply to 2nd ply w/ #8x3" screws, 4th ply to 3rd ply w/ #8x3" screws, and to each ply of rafter w/ (1) #8x3" screw from bottom

(2) 2x4 No 1 SYP Ridge, fasten together with (4) 3/8"Øx3 1/2" thru bolts



## Roof Framing Plan



191 JALYN DRIVE NEW HOLLAND, PA 17557  
PH: 1-866-210-9273

WWW.YARDCRAFT.COM

THIS DRAWING IS THE PROPERTY OF YARD CRAFT, AND REPRODUCTION, ALTERATION, OR USE OF THIS DRAWING, WITHOUT THE WRITTEN CONSENT OF YARD CRAFT, IS PROHIBITED. DRAWINGS SHALL NOT BE SCALED TO OBTAIN DIMENSIONS. THE CONTRACTORS/DEALERS, AND BUILDERS INVOLVED ON THIS PROJECT SHALL VERIFY ALL DIMENSIONS AND CONDITIONS BEFORE STARTING WORK, AND ANY DISCREPANCY SHALL BE REPORTED IN WRITING BEFORE STARTING WORK.

CONTRACTOR:  
YardCraft

DRAWING TITLE:  
Roof Framing Plan

PROJECT:  
12x18 Oval Cedar  
Gazebo

COMMENTS:

REVISIONS:	DATE:	BY:
------------	-------	-----

DRAWING NUMBER: 17-294

DATE: 10/27/2017	PAGE: 3 of 6
------------------	--------------

BY: JR.	SCALE: 1:40
---------	-------------

CONTRACTOR:  
**YardCraft**

DRAWING TITLE:  
**Cross Section With Floor**

PROJECT:  
**12x18 Oval Cedar Gazebo**

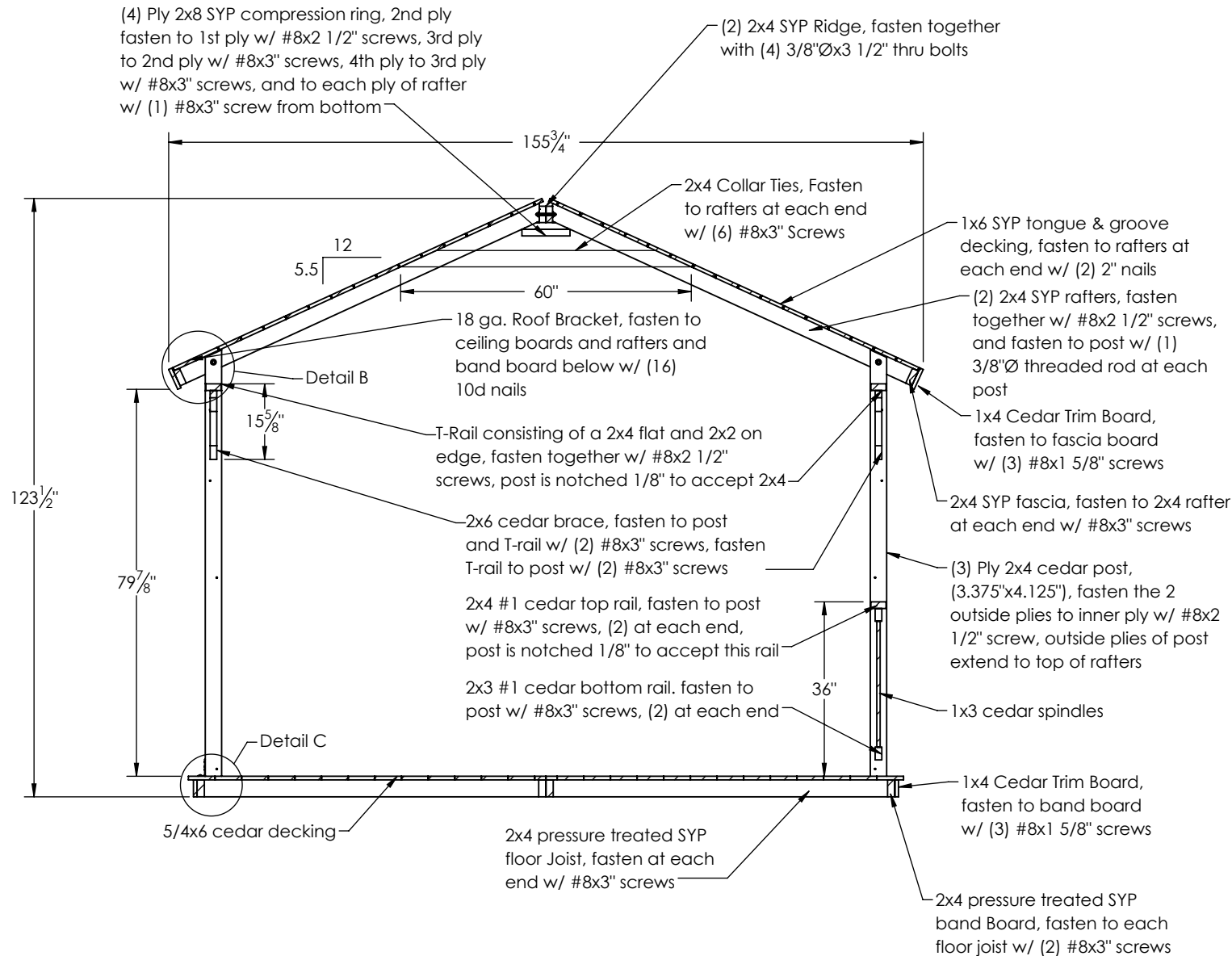
COMMENTS:

REVISIONS:      DATE:      BY:

DRAWING NUMBER: 17-294

DATE: 10/27/2017      PAGE: 4 of 6

BY: JR.      SCALE: 1:32



**CROSS SECTION A-A**  
With Floor

CONTRACTOR:  
YardCraft

DRAWING TITLE:  
Detail Views

PROJECT:  
12x18 Oval Cedar Gazebo

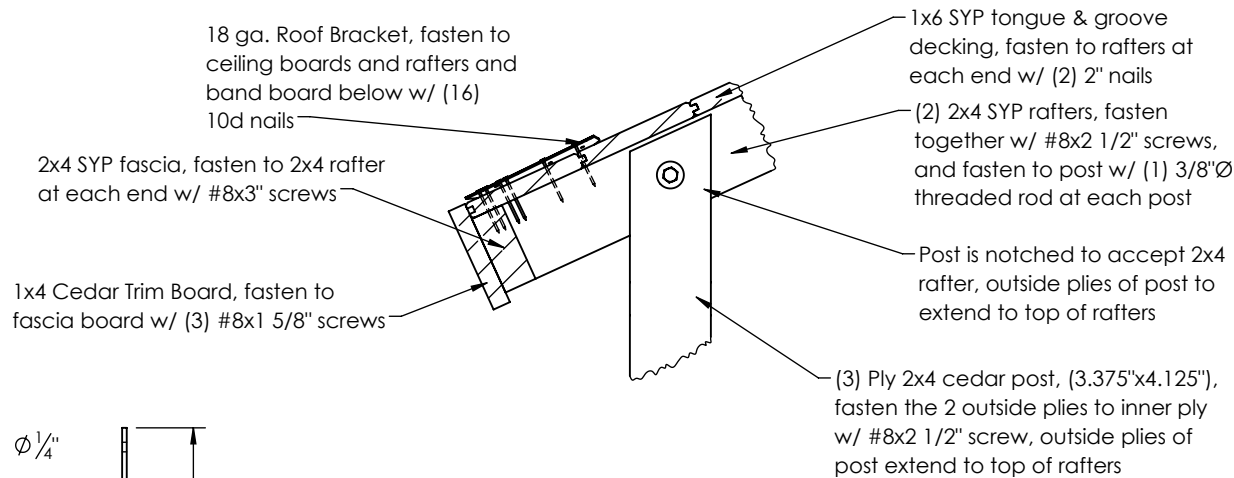
COMMENTS:

REVISIONS: DATE: BY:

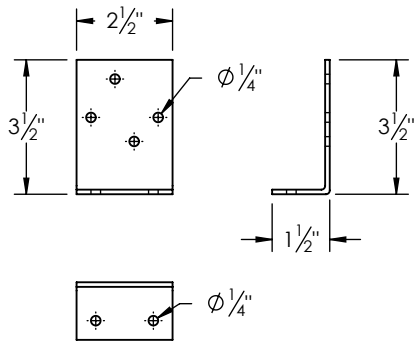
DRAWING NUMBER: 17-294

DATE: 10/27/2017 PAGE: 5 of 6

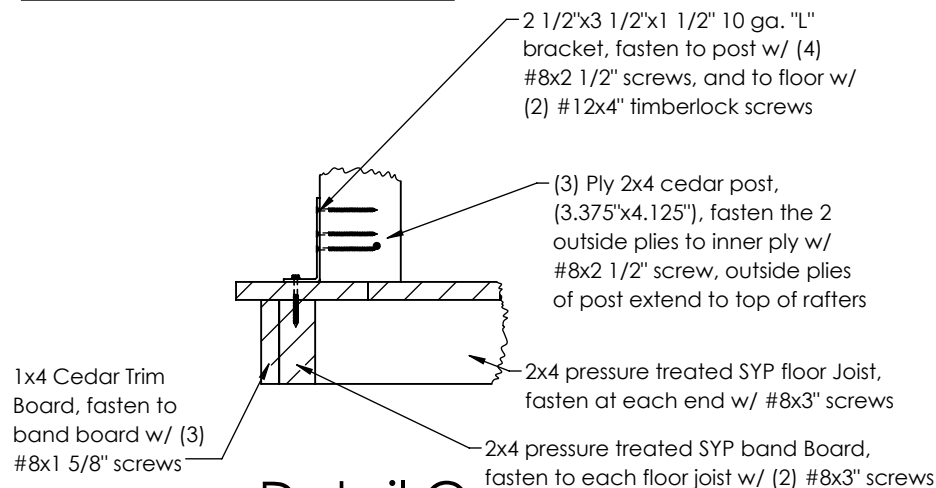
BY: JR. SCALE: 1:32



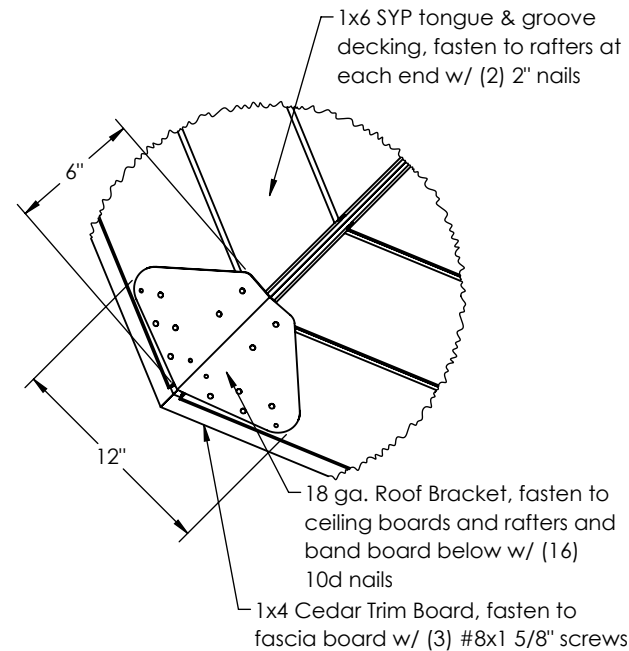
Detail B



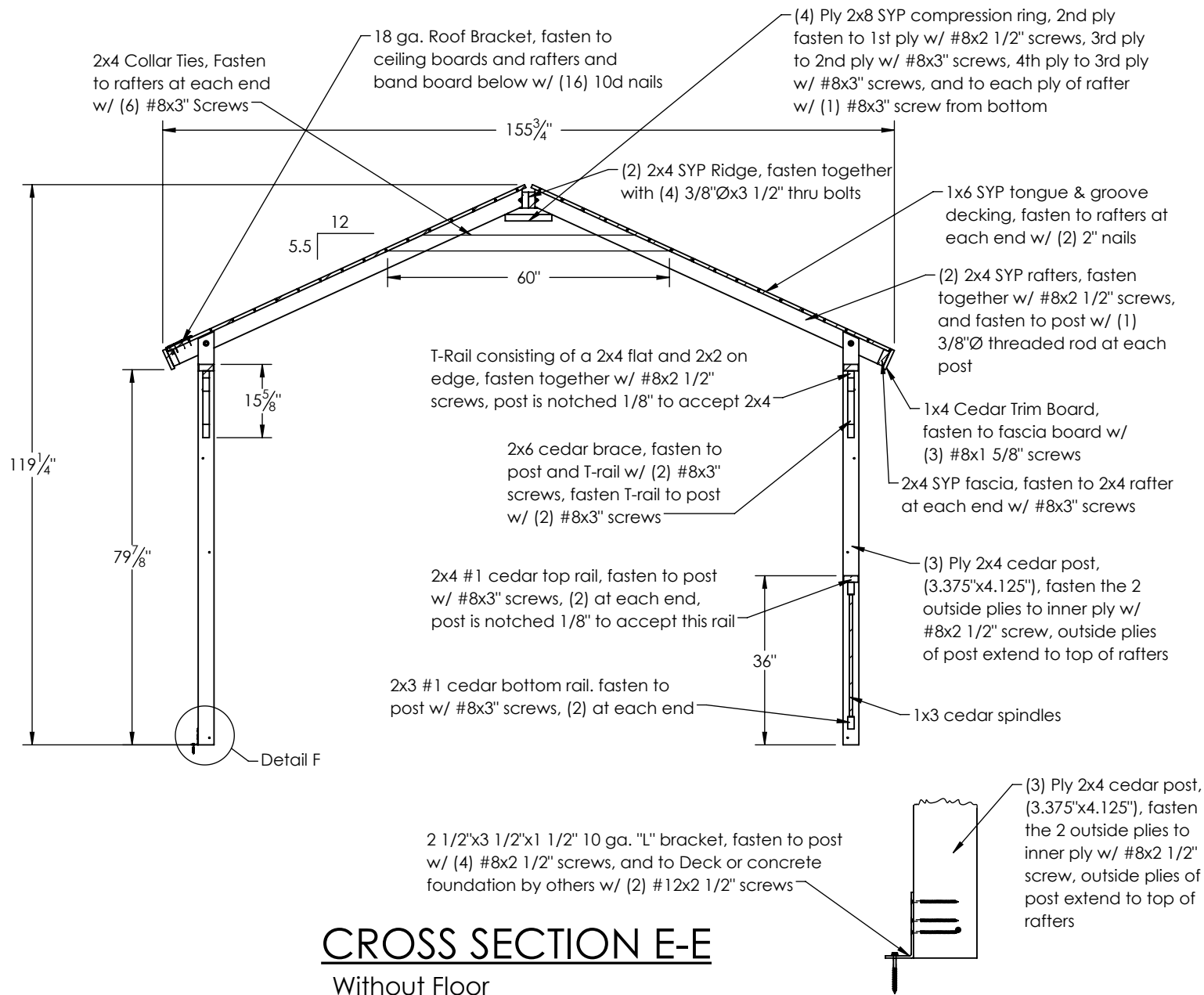
Post Bracket Detail



Detail C  
With Floor



Detail D



## CROSS SECTION E-E

Without Floor

## Detail F

Without Floor



191 JALYN DRIVE NEW HOLLAND, PA 17557  
PH: 1-866-210-9273

WWW.YARDCRAFT.COM

THIS DRAWING IS THE PROPERTY OF YARD CRAFT, AND REPRODUCTION, ALTERATION, OR USE OF THIS DRAWING, WITHOUT THE WRITTEN CONSENT OF YARD CRAFT, IS PROHIBITED. DRAWINGS SHALL NOT BE SCALED TO OBTAIN DIMENSIONS. THE CONTRACTORS/DEALERS, AND BUILDERS INVOLVED ON THIS PROJECT SHALL VERIFY ALL DIMENSIONS AND CONDITIONS BEFORE STARTING WORK, AND ANY DISCREPANCY SHALL BE REPORTED IN WRITING BEFORE STARTING WORK.

CONTRACTOR:  
YardCraft

DRAWING TITLE:  
Cross Section Without Floor

PROJECT:  
12x18 Oval Cedar Gazebo

COMMENTS:

REVISIONS: DATE: BY:

DRAWING NUMBER: 17-294

DATE: 10/27/2017 PAGE: 6 of 6

BY: JR. SCALE: 1:32