



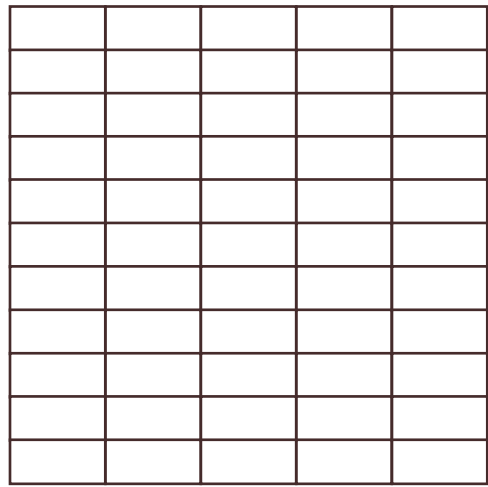
allen + rothTM

Wall Tile Installation Ideas


3 in. x 6 in.
4 in. x 8 in.

Photo features Allen + RothTM Harlequin Mosaic Tile.


TIP: We recommend purchasing 10 percent overage for cuts and patterns.




Grid



Crosshatch



33% Offset Staggered



50% Offset Brick-Joint



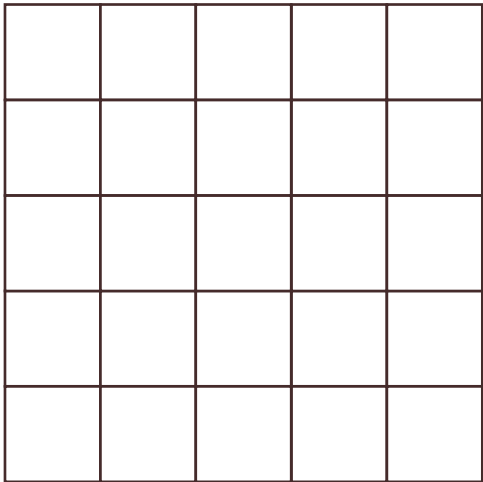
allen + rothTM

Wall Tile Installation Ideas


- 4 in. x 4 in.
- 6 in. x 6 in.
- 8 in. x 8 in.

Photo features Allen + Roth™ Harlequin Mosaic Tile.


TIP: We recommend purchasing 10 percent overage for cuts and patterns.



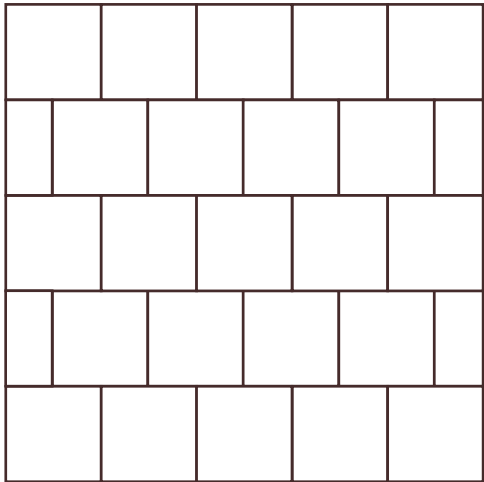
Grid



Diagonal



33% Offset Staggered



50% Offset Brick-Joint



allen + rothTM

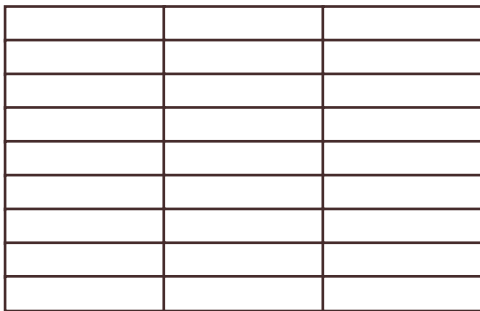
Wall Tile Installation Ideas

3 in. x 12 in.

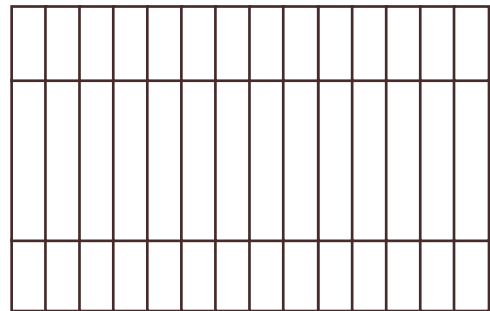
4 in. x 12 in.

Photo features Allen + RothTM Harlequin Mosaic Tile.


TIP: We recommend purchasing 10 percent overage for cuts and patterns.




Straight Grid




Vertical




33% Offset Staggered



33% Offset Brick-Joint



Herringbone



NOT RECOMMENDED
50% Offset Brick-Joint



allen + rothTM

Wall Tile Installation Ideas

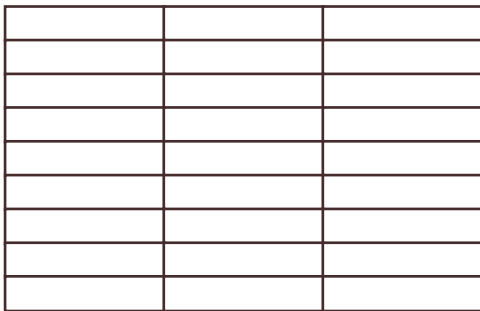
4 in. x 16 in.

6 in. x 18 in.

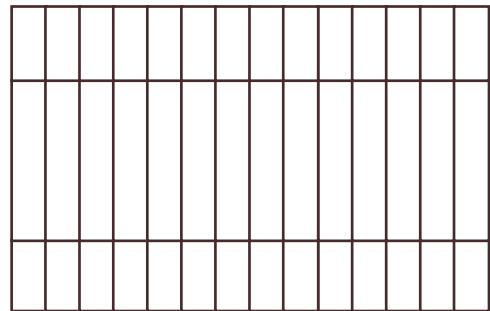
8 in. x 24 in.

Photo features Allen + Roth™ Harlequin Mosaic Tile.


TIP: We recommend purchasing 10 percent overage for cuts and patterns.




Straight Grid




Vertical




33% Offset Staggered



33% Offset Brick-Joint



Herringbone



NOT RECOMMENDED
50% Offset



allen + rothTM

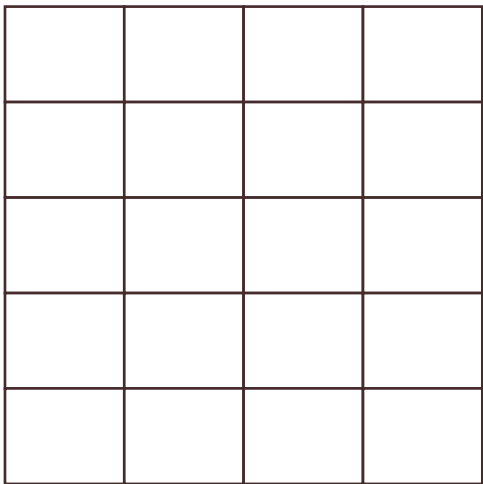
Wall Tile Installation Ideas

9 in. x 12 in.


10 in. x 14 in.

Photo features Allen + Roth™ Harlequin Mosaic Tile.


TIP: We recommend purchasing 10 percent overage for cuts and patterns.




Grid



Vertical



33% Offset Staggered



50% Offset Brick-Joint