

Climate 5000 Series - Gen 4





24K BTU Single Zone Max Performance System

Wall Mounted IDU

Engineering
 Submittal
 Sheet



BOSCH

Overview and Project Information	
   	Project name
	Location
	Architect
	Engineer
	General contractor
	Reference #

24K Btu Single Zone Max Performance System - Wall Mounted IDU		
Indoor part number	8-733-962-675	
Indoor model number	BMS500-AAU024-1AHWXD	
Outdoor part number	8-733-962-691	
Outdoor model number	BMS500-AAS024-1CSXHD	
Efficiency Data	AHRI 210/240 2023	
SEER2	21.0	
EER2	13.0	
HSPF2 Region IV	13.5	
HSPF2 Region V	9.8	
COP(47F)	3.42	
COP (5F)	2.34	
Performance Data	AHRI 210/240 2023	
Cooling	Capacity Range	12600~27900
	Rated Capacity	24000
	Current	8.3
	Input Power	1846
Heating	Capacity Range	11800~29700
	Rated Capacity (47F)	29000
	Rated Capacity (5F)	24200
	Current	11.0
	Input Power	2485
Electrical Data		
Power supply (V / Ø / Hz)	208-230 / 1 / 60	
Min. circuit ampacity indoor/outdoor (A)	3.0 / 24.9	
Max. fuse indoor/outdoor (A)	15.0 / 25.0	
Compressor Data		
Type:	Rotary	
Refrigerant oil /oil charge (ml)	VG74 / 620	
Input (W)	805 / 2045	
Rated current (RLA/A)	4.15 / 9.30	
Operation Range		
ODU	Cooling (°F / °C)	-22~122 / -30~50
	Heating (°F / °C)	-22~75 / -30~24
IDU	Cooling (°F / °C)	60~90 / 16~32
	Heating (°F / °C)	32~86 / 0~30

Piping		
Refrigerant precharge (oz/g)	63.49 / 1800.00	
Length for precharge (ft/m)	24.6 / 7.5	
Liquid side (in/mm)	3/8" / Ø9.52	
Gas side (in/mm)	5/8" / Ø15.9	
Additional charge per ft (oz/g)	0.32 / 9.07	
Max. refrigerant pipe length (ft/m)	164.00 / 50	
Max. difference in height (ft/m)	82.00 / 25	
System Data		
Refrigerant type	R454B	
Design pressure (PSIG)	550 / 340	
Dehumidification (pts/hr)	5.7	
IDU	Fan motor model	ZKFP-58-8-1-10
	Fan motor qty (ea)	1
	Fan motor input (W)	58.0
	Fan speed (RPM)	1000 / 850 / 630
	Air flow, Turbo / H / M / L / Si (CFM)	812.3 / 618.0 / 412.0 / 317.8 //
	Approx. Air Throw Range ft (m)	29.5 / 9
	Noise level, Turbo / H / M / L / Si (dB(A))	54.5 / 43.5 / 38.5 / 27 / 16
	Net weight (lbs / kg)	43.65 / 19.8
	Gross weight (lbs / kg)	55.56 / 25.2
	ODU	Fan motor model
Fan motor qty (ea)		1
Fan motor input (W)		150
Fan motor speed, H / M / L (RPM)		950 / 800 / 500
Air flow, Max (CFM)		2235.3
Noise level, Max (dB(A))		61.5
Net weight (lbs / kg)	130.29 / 59.1	
Gross weight (lbs / kg)	141.31 / 64.1	
Accessories		
BMS-WT2-XXD (8733962707)	Wired Wall Thermostat	
BMS-DRY-XXD (8733969263)	24V Interface	
BMS-PK3-7X1 (8733951015)	25ft Lineset	
Standard Parts		
8-733-969-088	Remote Control	

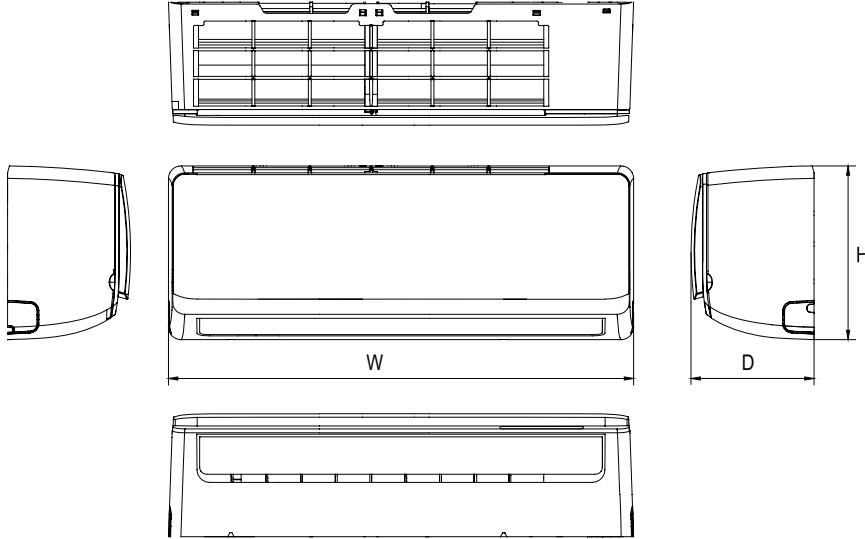
Climate 5000 Series - Gen 4

24K Btu Single Zone Max Performance System - Wall Mounted IDU



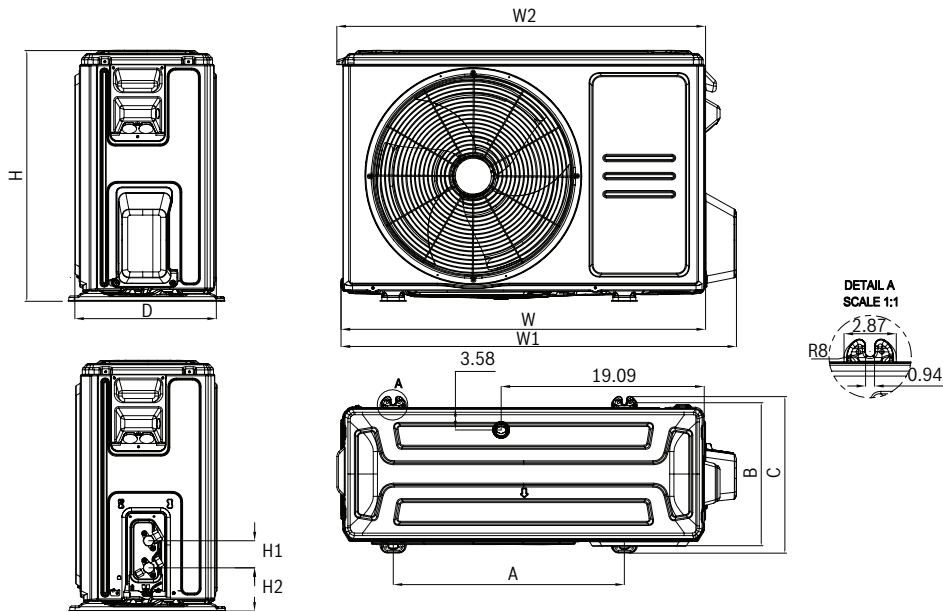
BOSCH

Indoor Unit Dimensions and Connections



Model	W (in)	D (in)	H (in)
BMS500-AAU024-1AHWXD	38.0	9.8	12.56

Outdoor Unit Dimensions and Connections



Model	W (in)	D (in)	H (in)	W1 (in)	W2 (in)	H1 (in)	H2 (in)	A (in)	B (in)	C (in)
BMS500-AAS024-1CSXHD	37.24	16.14	31.89	40.55	37.24	2.36	4.25	26.5	15.87	17.9