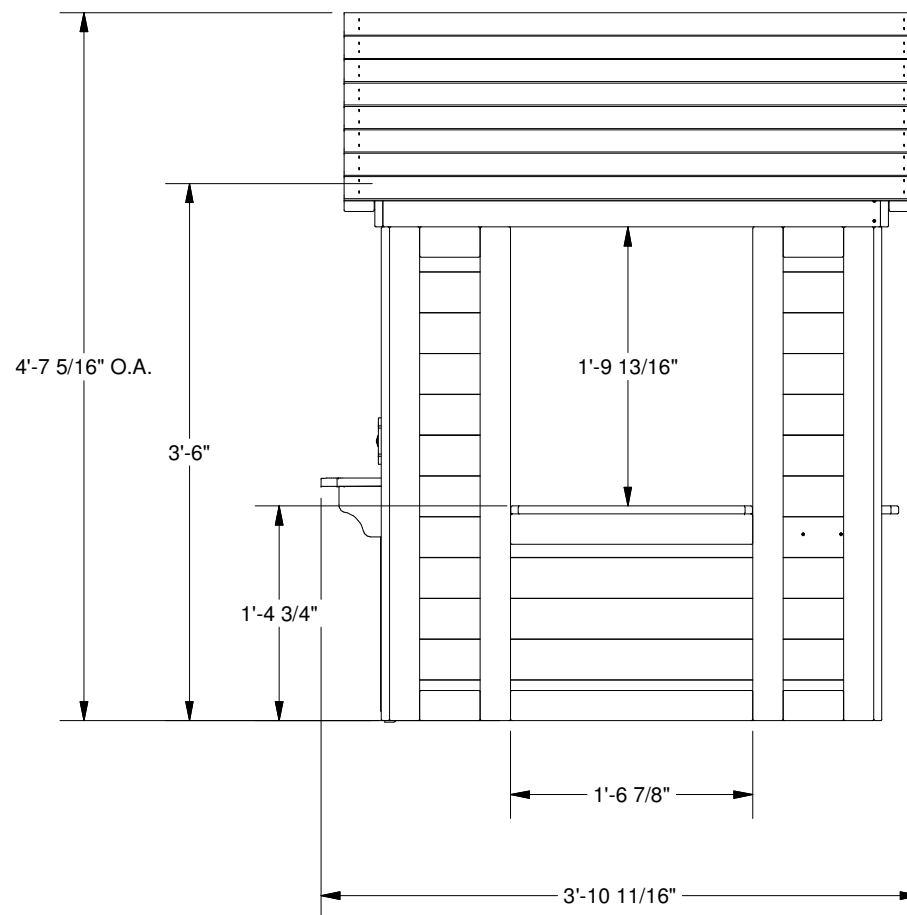
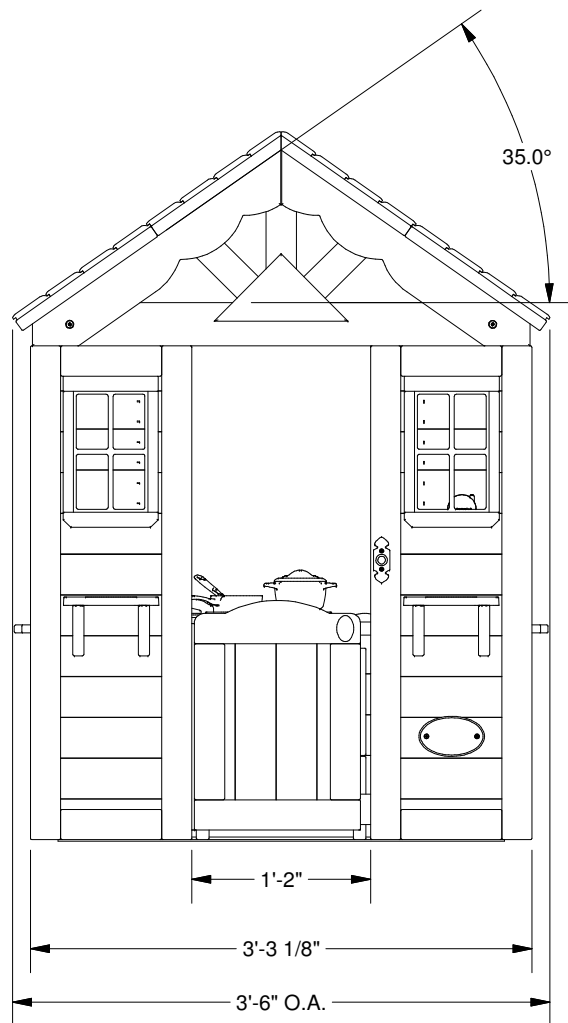


Part Number 2303010 MASTER PLAYHOUSE

Sheet 1 OF 3

Size



Backyard Discovery  
3305 Airport Dr, Pittsburg, KS. 66762  
www.backyarddiscovery.com

This drawing and its contents are the property of Backyard Discovery issued in strict confidence and shall not without the prior written permission of the above stated company, be reproduced, copied, or used for any purpose whatsoever except the manufacture of articles for Backyard Discovery. This drawing is loaned and subject to return upon demand.



TOLERANCES UNLESS  
OTHERWISE SPECIFIED  
(UNITS: mm)  
GENERAL = +1 -0  
X.X = ±0.5mm  
ANGULAR = ±0.5°

FINISH  
SCALE  
DATE  
DRAWN BY

NONE

7/21/2022

wsmalley

DESCRIPTION

SWEETWATER PLAYHOUSE

PART NUMBER

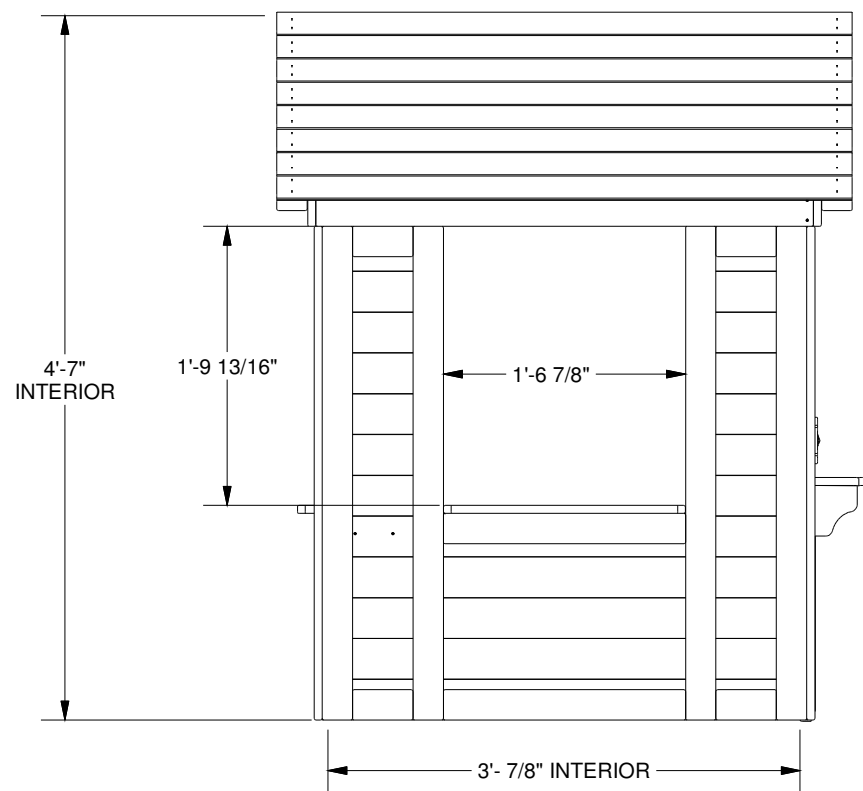
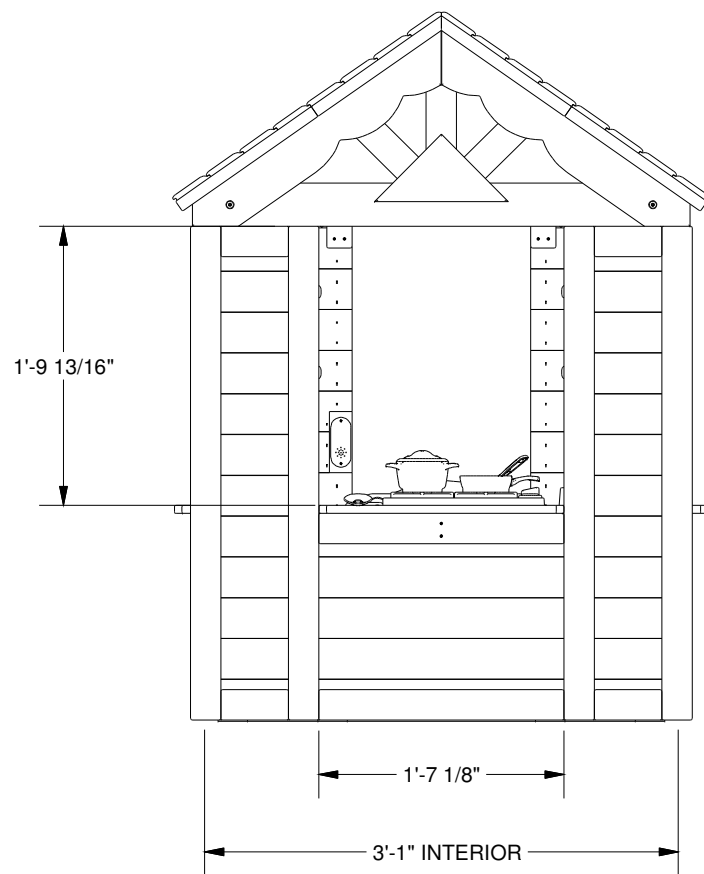
2303010 SWEETWATER PLAYHOUSE

LABEL REV

Part Number 2303010 MASTER PLAYHOUSE

Sheet 2 OF 3

Size



Backyard Discovery  
3305 Airport Dr, Pittsburg, KS. 66762  
[www.backyarddiscovery.com](http://www.backyarddiscovery.com)

*This drawing and its contents are the property of Backyard Discovery issued in strict confidence and shall not without the prior written permission of the above stated company, be reproduced, copied, or used for any purpose whatsoever except the manufacture of articles for Backyard Discovery. This drawing is loaned and subject to return upon demand.*



TOLERANCES UNLESS  
OTHERWISE SPECIFIED  
(UNITS: mm)  
GENERAL = +1 -0  
X.X = ±0.5mm  
ANGULAR = ±0.5°

FINISH  
SCALE  
DATE  
DRAWN BY

NONE

7/21/2022

wsmalley

DESCRIPTION

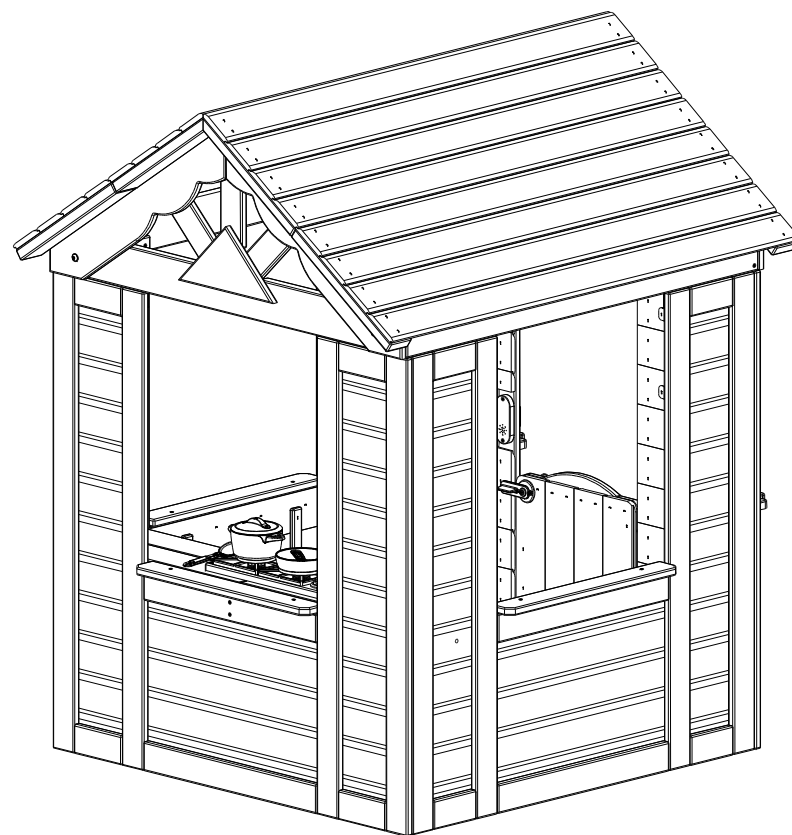
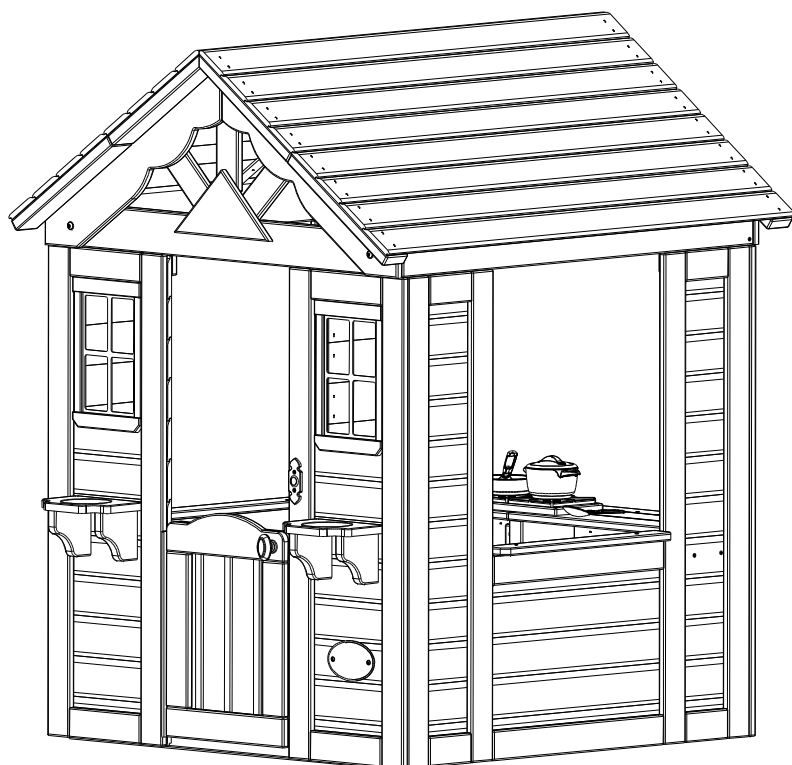
SWEETWATER PLAYHOUSE

PART NUMBER

2303010 SWEETWATER PLAYHOUSE

LABEL REV

Part Number	2303010 MASTER PLAYHOUSE
Sheet	3 OF 3
Size	



Backyard Discovery  
3305 Airport Dr, Pittsburg, KS. 66762  
[www.backyarddiscovery.com](http://www.backyarddiscovery.com)

*This drawing and its contents are the property of Backyard Discovery issued in strict confidence and shall not without the prior written permission of the above stated company, be reproduced, copied, or used for any purpose whatsoever except the manufacture of articles for Backyard Discovery. This drawing is loaned and subject to return upon demand.*



TOLERANCES UNLESS OTHERWISE SPECIFIED (UNITS: mm) GENERAL = +1 -0 X.X = ±0.5mm ANGULAR = ±0.5°	FINISH	DESCRIPTION		
	SCALE	NONE		
	DATE	7/21/2022		
	DRAWN BY	wsmalley		
		SWEETWATER PLAYHOUSE		
		PART NUMBER	2303010 MASTER PLAYHOUSE	LABEL REV