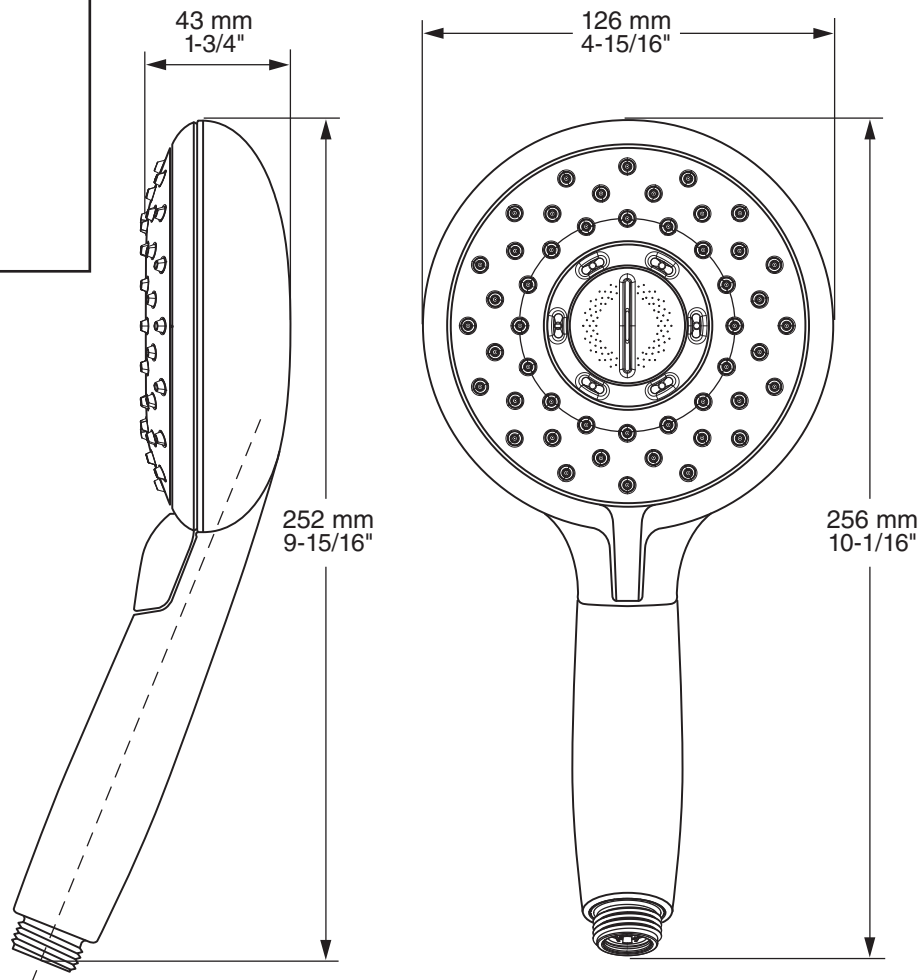




MODEL NUMBER:

□ 9038154 Spectra® 4-Function Hand Shower



GENERAL DESCRIPTION:

5" (127 mm) Hand shower adjusts from Drench to Sensitive to Powerwash® to Massage. Permanent built-in compensating flow control device. 1.8 gpm/6.8 L/min. maximum flow rate.

PRODUCT FEATURES:

Water Saving: WaterSense certified.

Pressure Compensating Flow Control Device: Provides consistent flow over a wide pressure range.

Variety of Spray Functions: Allows the user to select the spray functions best suited to their needs.

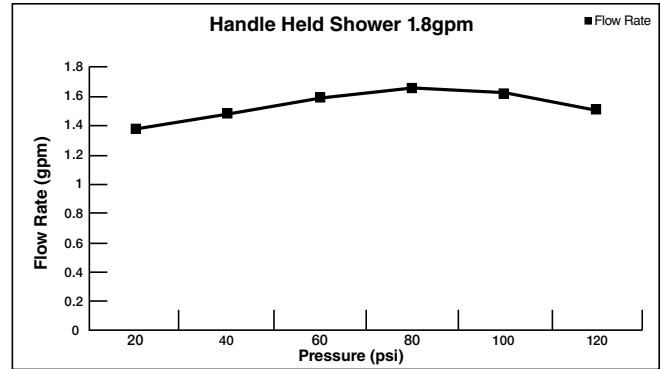
SUGGESTED SPECIFICATION

Hand shower shall have 4 spray functions. Hand shower shall have a pressure compensating flow control device. Hand shower shall include check valve to prevent cross flow of hot and cold water. Fitting shall be American Standard Model # 9038154.____.



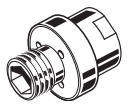

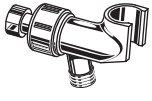
CODES AND STANDARDS





These products meet or exceed the following codes and standards:

ASME A112.18.1
CSA B125.1
EPA WaterSense



Product Number	Description	CEC	Finish Options					
			Polished Chrome	Brushed Nickel	Polished Nickel	Legacy Bronze	Matte Black	Brushed Cool Sunrise
			002	295	013	278	243	GN0
9038154	Spectra® 4-Function Hand Shower. 1.8 gpm Max Flow.	✓	✓	✓	✓	✓	✓	

Hand Shower Accessories		
Product Number	Description	
8888035	59" Metal Shower Hose	
8888053	79" Metal Shower Hose (Chrome Only)	
1660400	Vacuum Breaker	
1660410	Shower Arm Diverter	
8888096	Shower Arm Bracket	

Hand Shower Accessories		
Product Number	Description	
8888036	Fixed Wall Bracket	
8888037	Wall Supply	
8888068	Round Wall Supply	
8888069	Square Wall Supply	
8888038	Wall Supply Bracket	