



Sunward®
60" x 42" drop-in bath
K-1163-S1

Features

- Oval basin creates a spacious bathing experience
- Integral lumbar support and armrests offer extra comfort while bathing
- Textured bottom surface

Material

- Acrylic

Installation

- Reversible drain
- Drop-in

Recommended Products/Accessories

K-576 Undermount installation kit for K-1162/K-1163 baths
K-1491 Bath/Whirlpool Pillow
K-1601 Bath/whirlpool footstop, removable
K-11677 Bath Drain
K-23726 Drain treatment
K-23732 Tub & shower cleaner
K-31796 Above-the-floor bath drain kit
K-31798 Bath drain kit



Codes/Standards

CSA B45.5/IAPMO Z124

**KOHLER® Plastic Baths and
Receptors Lifetime Limited Warranty**

See website for detailed warranty information.

Available Colors/Finishes

Color tiles intended for reference only.

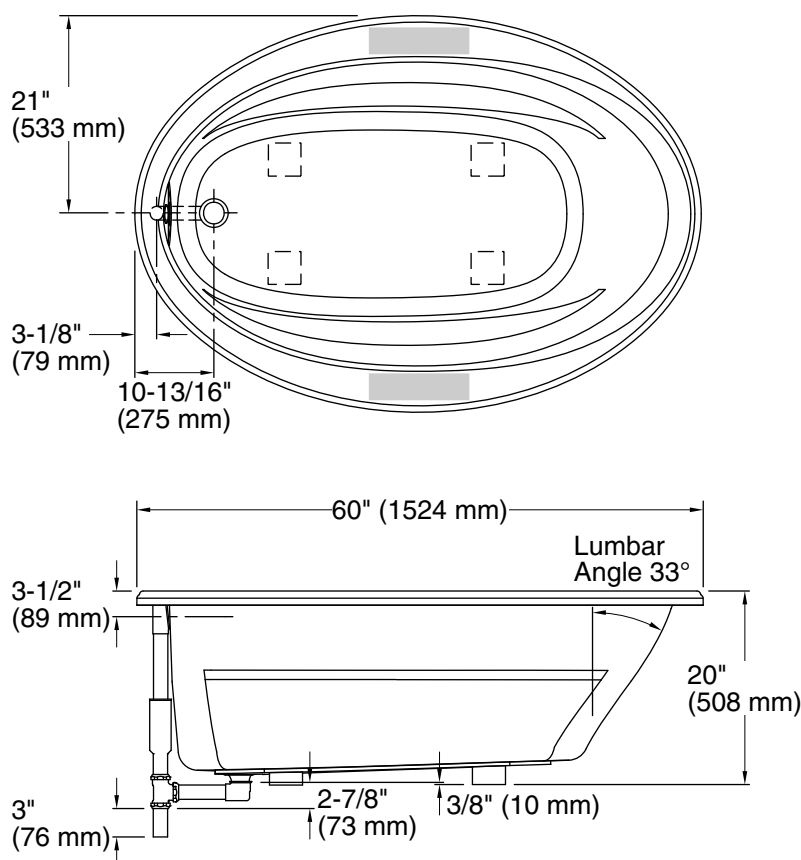
Color	Code	Description
-------	------	-------------



0	White
---	-------

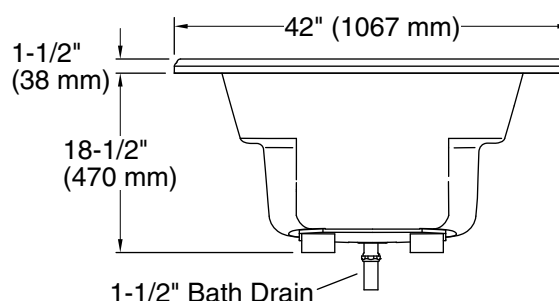
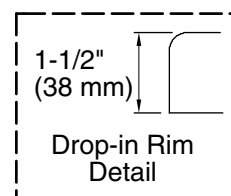


Sunward®
60" x 42" drop-in bath
K-1163-S1



No change in measurements if connected with drain illustrated. (K-11677)

 Recommended faucet area



Technical Information

All product dimensions are nominal.

Installation:	Drop-in
Drain location:	Reversible
Basin area, bottom:	43" x 21-9/16" (1092 mm x 548 mm)
Basin area, top:	53-1/2" x 32-1/8" (1359 mm x 816 mm)
Weight:	75 lbs (34 kg)
Minimum floor load:	33 lbs/ft ² (161.1 kg/m ²)
Water depth:	15" (381 mm)
Water capacity:	57 gal (215.8 L)
Template:	Drop-in, 1042556-7, required, included

Notes

Measure your actual product for rough-in details.

Install this product according to the installation instructions.

The hot water supply should be 70% of the capacity of the bath or greater. Installations will vary.

Kit is required for under-mount installations (sold separately).