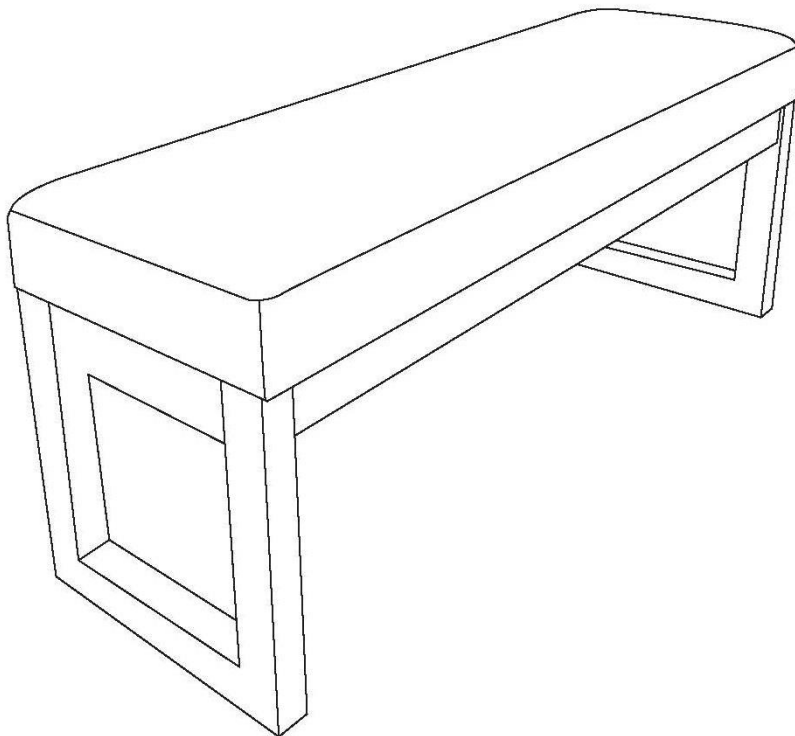



# MILLTOWN / MADISON / LEWISTON

---

## LARGE OTTOMAN BENCH

MODEL # AXCOT-252L-BL





## **Questions, problems, assembly help, missing parts?**

No need to return the product, we will gladly help and ship your replacement parts free of charge

Please call Customer Service at 1-866-518-0120

Monday to Friday between 9 am – 4 pm EST

or go to

[www.simpli-home.com](http://www.simpli-home.com)

To assist you in a timely manner, please ensure you have all necessary information and a picture of the issue if required.

**If you wish to return the product, please contact the retailer where the product was purchased.**

**IMPORTANT:** Please read this manual carefully before beginning assembly of this product. Keep this manual for future reference.

## SAFETY INFORMATION

Identify all the parts and hardware. Do not discard of the packaging until you have checked that you have all of the parts and hardware required. Hardware package may have spare parts.

**WARNING:** This item contains small parts which can be swallowed by children and pets. Keep children and pets away during assembly. To avoid danger of suffocation, always keep plastic bags away from children and pets.

We recommend that you assemble this unit on a carpeted floor to avoid scratches. If using power tools, set the tool to low torque to avoid damage.

**Requires 2 people for ease of assembly.**

## CARE and MAINTENANCE

Wipe regularly with clean water and a damp, clean, soft white cloth. General cleaning can be done as needed with a mild detergent and water solution. Always rinse with clean water and dry.

For heavy soiling, dampen a soft white cloth or soft bristle brush. Use care as scrubbing can damage the surface.

More difficult stains can be treated, but this should be occasional, not daily, cleaning. ANY cleaning solution used must be removed with clean water and a clean white cloth. Cleaning residue left on the material can cause it to dry out and crack or affect the color.

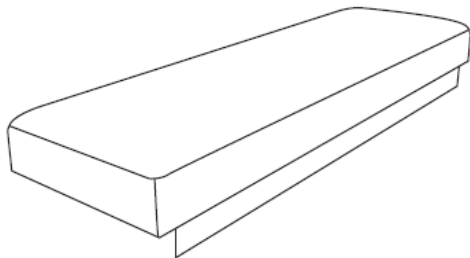
DO NOT use any cleaners with corrosive ingredients (lye, acids or ammonia).

## PRE-ASSEMBLY INFORMATION

MODEL # AXCOT-252L-BL

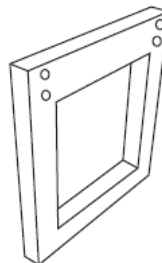
### PARTS DESCRIPTION

A



SEAT  
QTY 1

B



SIDE  
QTY 2

### HARDWARE DESCRIPTION

1



ALLEN KEY SCREW  
M8 x 90MM  
QTY 8

2



ALLEN KEY SCREW  
M8 x 50MM  
QTY 2

3



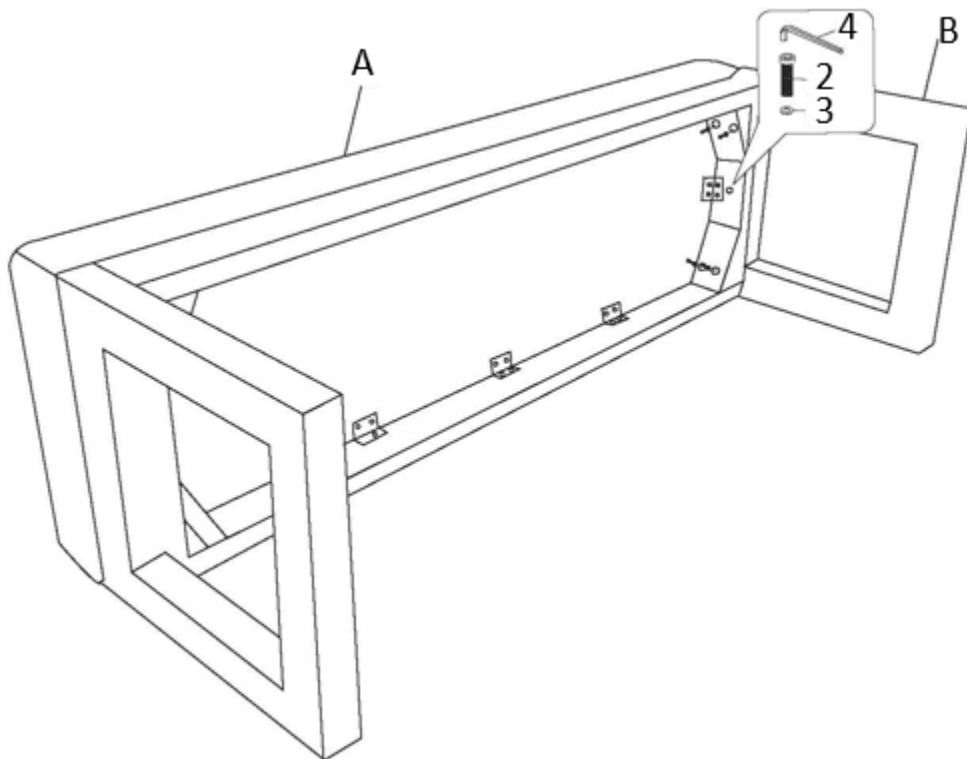
WASHER  
Ø22 MM  
QTY 10

4



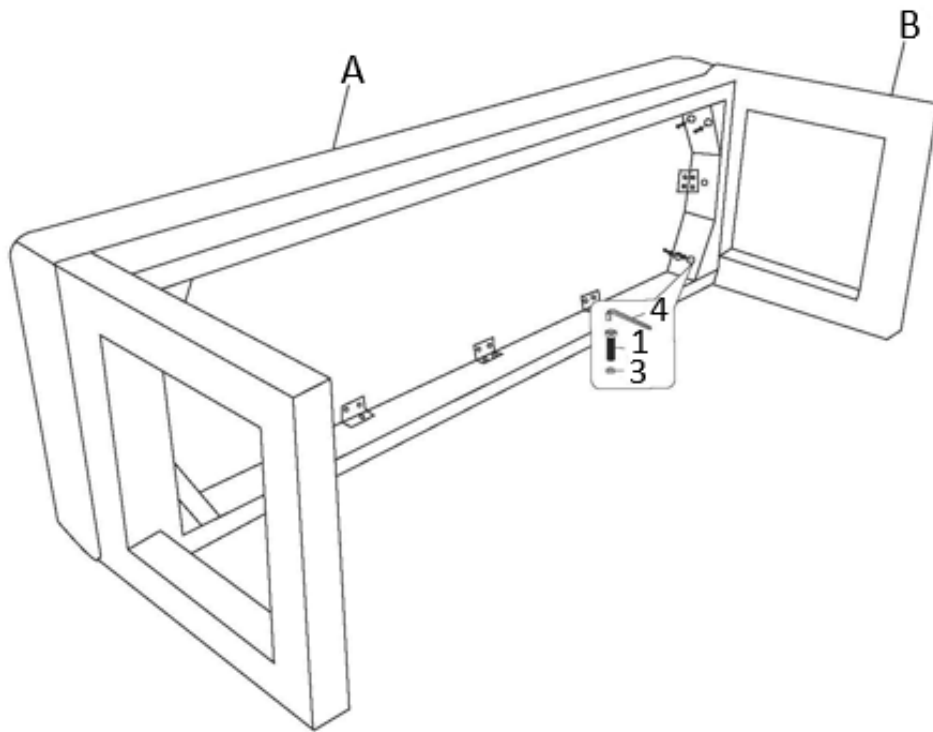
ALLEN KEY  
5 MM  
QTY 1

**NEED HELP?** For help with assembly or if you are missing a part,  
Please call customer service at 1-866-518-0120 (9 am to 4 pm EST)

**STEP 1**

Attach Sides (B) to Seat (A) with Allen Key Screws (2) and two Washers (3).

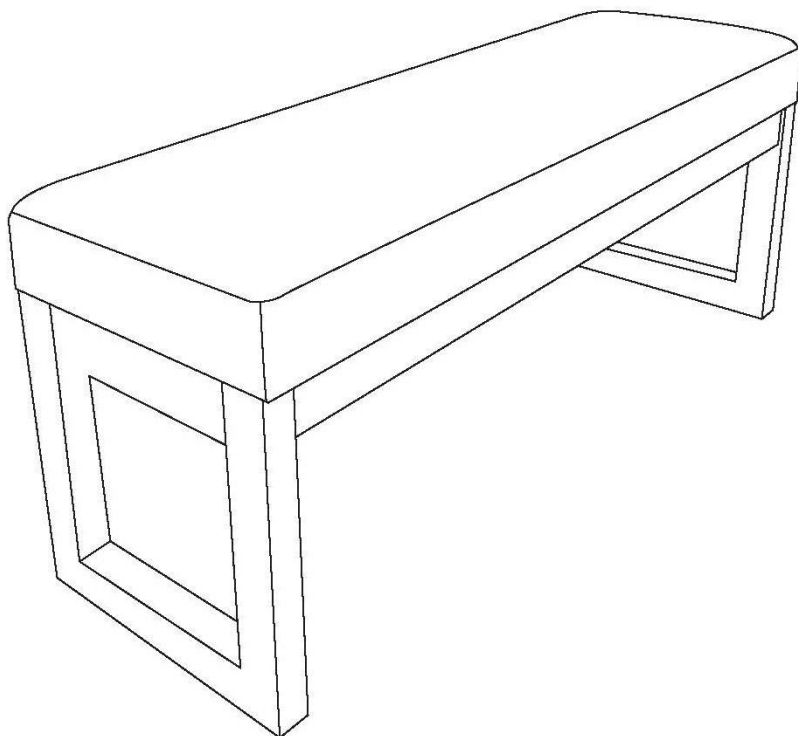
Use Allen Key (4) to tighten.

**STEP 2**

Secure Sides (B) to Seat (A) with Allen Key Screws (1) and eight Washers (3).

Use Allen Key (4) to tighten.

**STEP 2**



Turn Ottoman right side up.



## WARRANTY

Thank you for purchasing a **Simpli Home – Wyndenhall – Brooklyn + Max** product. These products have been made to demanding, high-quality standards and are guaranteed for domestic use against manufacturing faults for a period of 12 months from the date of purchase. This warranty does not affect your statutory rights.

In case of any malfunction of your product (failure, missing parts, etc.) please contact us at our toll-free service line at 1-866-518-0120 from 9 am to 4 pm Monday to Friday Eastern Standard Time or visit our website at [www.simpli-home.com](http://www.simpli-home.com) to submit a parts request.

We reserve the right to repair or replace the defective product, at our discretion.

This product is guaranteed for 12 months if used for normal purposes. Any warranty is invalid if the product has been overloaded or subject to neglect, improper use or an attempted repair by other than an authorized agent. Heavy-duty or daily professional/commercial usage are not guaranteed.

Due to continuous product improvement, we reserve the right to change the product specifications without prior notice.