



Archer®
Drop-in Bathroom Sink
K-2356-8

Features

- Vitreous china.
- Drop-in.
- Rectangular basin.
- With overflow.
- 8-inch centers.
- Coordinates with other products in the Archer collection.
- 22-5/8" (575 mm) x 19-7/16" (494 mm) x 7-7/8" (200 mm)

Recommended Accessories

K-8998 P-Trap



ADA

Codes/Standards

ASME A112.19.2/CSA B45.1

ADA











ICC/ANSI A117.1

KOHLER® One-Year Limited Warranty

See website for detailed warranty information.

Available Color/Finishes

Color tiles intended for reference only.

Color	Code	Description
	0	White
	96	Biscuit
	47	Almond
	NY	Dune
	95	Ice™ Grey
	G9	Sandbar
	33	Mexican Sand™
	K4	Cashmere
	58	Thunder™ Grey
	7	Black Black™

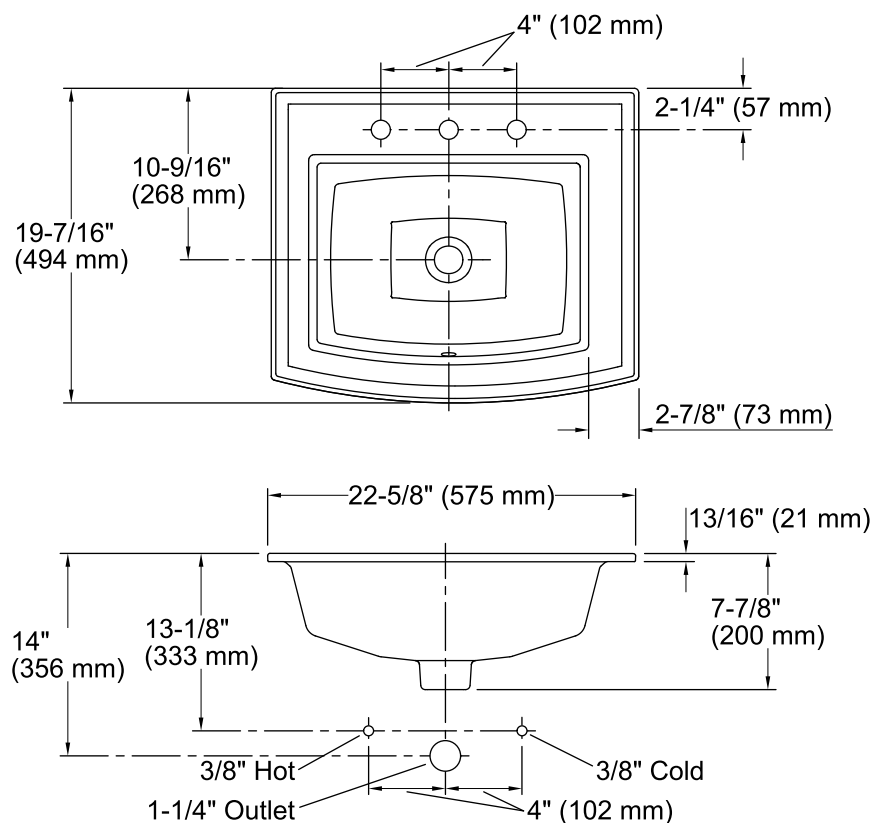
USA/Canada: 1-800-4KOHLER (1-800-456-4537)

Kohler Co. reserves the right to make revisions without notice to product specifications.

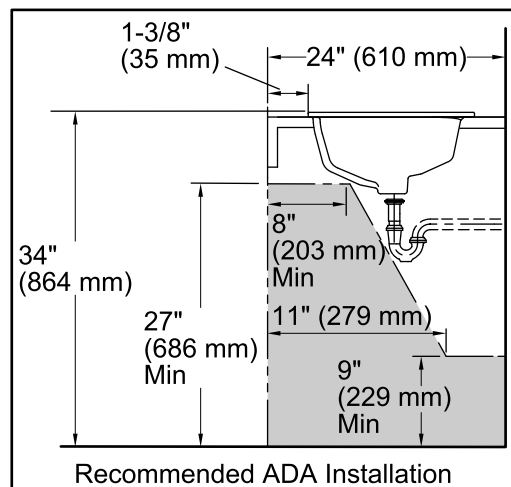
For the most current Specification Sheet, go to www.kohler.com.

2-12-2018 04:06

THE BOLD LOOK
OF **KOHLER®**



Standard Installation



Technical Information

All product dimensions are nominal.

Bowl configuration: Single

Installation: Drop-in

Bowl area (Only): Length: 16-7/8" (429 mm)
Width: 12-9/16" (319 mm)
Water depth: 4" (102 mm)

Number of deck holes: 3

Faucet hole(s): 1-3/8" (35 mm)

Drain hole: 1-3/4" (44 mm)

Template: 1051936-7, required, included

Notes

Install this product according to the installation instructions.

NOTICE: Countertop manufacturer or cutter must use the cut-out template provided with the product, or a current one provided by Kohler Co. (call 1-800-4KOHLER). Kohler Co. is not responsible for cutout errors when the incorrect cut-out template is used.

ADA compliant when installed to the specific requirements of these regulations.