

### Features

- 775 silicone concave nozzles produce a full-coverage rain experience
- 19" x 19" (483 x 483 mm) silicone panel provides wide coverage area with easy-to-clean nozzles
- 2.5 gpm (9.5 lpm) maximum flow rate
- Deluge™ function delivers approximately 0.5 gallons of water in 8 seconds at the push of a button
- Deluge™ function is actuated with Real Rain diverter valve (in manual showers) or can be actuated directly with the DTV+™ system
- Center of the panel is designed as a rain-free zone to keep user's face dry and encourage easy breathing during regular use. Deluge™ function flows from center of the panel when actuated



### Installation

- Mounts flush to the surface of a drop ceiling
- Easy-mount bracket and two-panel system improve the installation process
- Z-bracket contains four leveling nuts to simplify installation
- Real Rain overhead panel has 1/2" NPT male water supply inlet
- If using DTV+™ system, must include K-99693-P digital interface, K-99694 interface mounting bracket, and K-99695 system control module
- If using DTV Prompt® system must include Real Rain diverter valve and trim (K-76746 and K-76748) to actuate Deluge™ function

### Codes/Standards



ASME A112.18.1/CSA B125.1  
DOE - Energy Policy Act 1992

### KOHLER® Faucet Lifetime Limited Warranty

See website for detailed warranty information.

### Available Colors/Finishes

*Color tiles intended for reference only.*

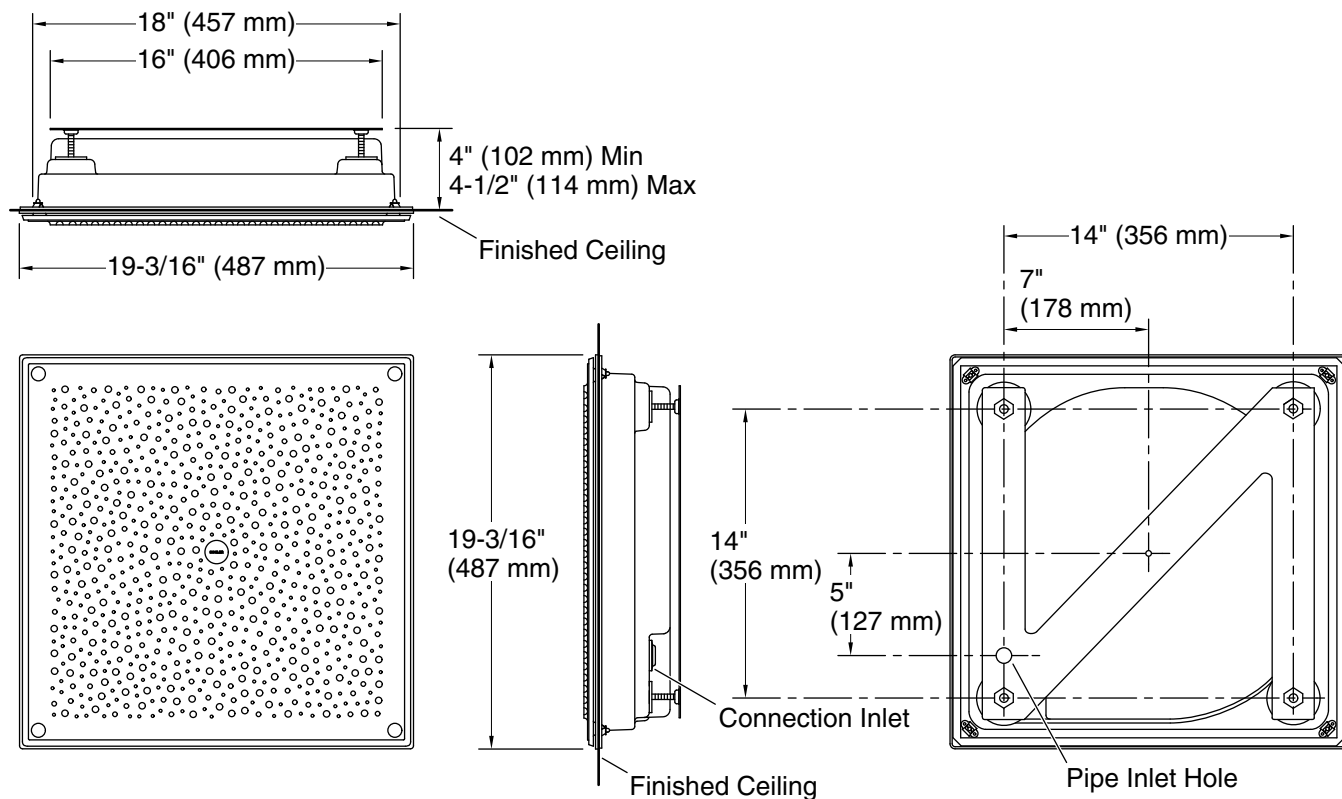
Color	Code	Description
	0	White
	58	Thunder™ Grey

### Required Products/Accessories

K-31111 overhead panel trim  
K-76746 Diverter Valve  
K-76748 diverter valve trim

or

K-31111 overhead panel trim  
K-99694 Interface Mounting Bracket



### Technical Information

All product dimensions are nominal.

Faucet flow rate: 2.5 gal/min (9.5 l/min)

### Spout:

Shower/Rainhead rated max flow: 2.5 gal/min (9.5 l/min)

### Notes

Install this product according to the installation instructions.

Locate the push button or digital interface within arm's reach so the user can actuate deluge when under the Real Rain shower.

For use with automatic compensating valves rated at 2.0 gal/min (7 l/min) or less.