

Electrical Requirements

⚠ WARNING



Electrical Shock Hazard

Plug into a grounded 3 prong outlet.

Do not remove ground prong.

Do not use an adapter.

Do not use an extension cord.

Failure to follow these instructions can result in death, fire, or electrical shock.

IMPORTANT: Observe all governing codes and ordinances.

Required:

- A 120-volt, 60 Hz, AC-only, 15- or 20-amp electrical supply with a fuse or circuit breaker.

Recommended:

- A time-delay fuse or time-delay circuit breaker
- A separate circuit serving only this Microwave Drawer

GROUNDING INSTRUCTIONS

■ For all cord connected appliances:

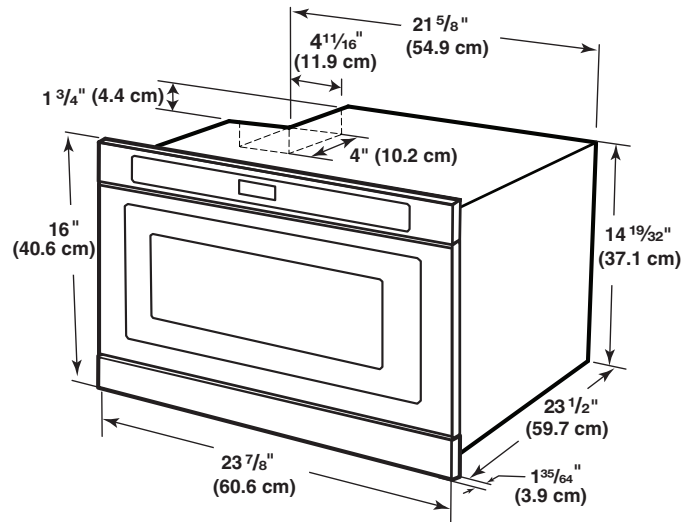
The microwave oven must be grounded. In the event of an electrical short circuit, grounding reduces the risk of electric shock by providing an escape wire for the electric current. The microwave oven is equipped with a cord having a grounding wire with a grounding plug. The plug must be plugged into an outlet that is properly installed and grounded.

WARNING: Improper use of the grounding plug can result in a risk of electric shock. Consult a qualified electrician or serviceman if the grounding instructions are not completely understood, or if doubt exists as to whether the microwave oven is properly grounded.

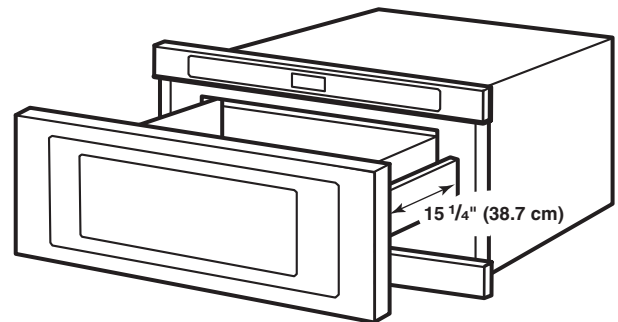
Do not use an extension cord. If the power supply cord is too short, have a qualified electrician or serviceman install an outlet near the microwave oven. A short power supply cord is provided to reduce the risks resulting from becoming entangled in or tripping over a longer cord.

SAVE THESE INSTRUCTIONS

Product Dimensions



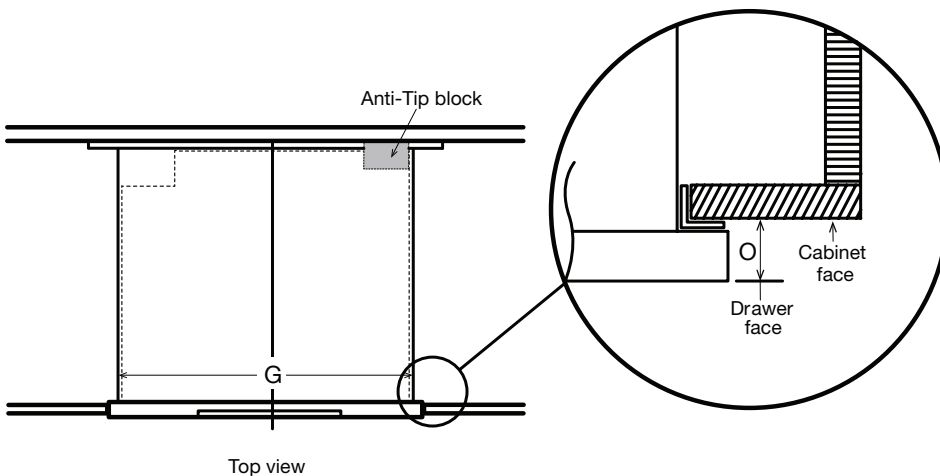
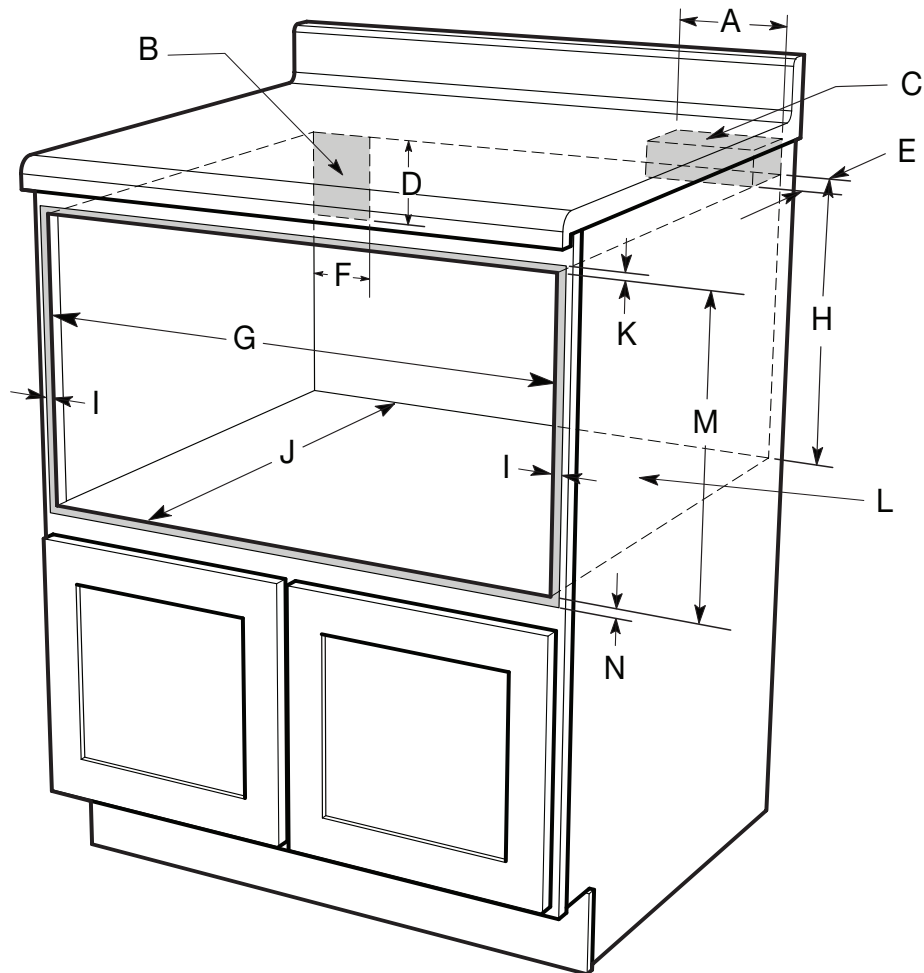
The drawer opens 15 1/4" (38.7 cm).



24" (61.0 CM) STANDARD MOUNT

Cabinet Preparation

Cabinet Dimensions



- A. 6" (15.2 cm) minimum
16" (40.6 cm) maximum
- B. Suggested electrical receptacle location
- C. Anti-Tip block
- D. 3" (7.6 cm)
- E. 3 1/2" (8.9 cm)
- F. 4.5" (11.4 cm)
- G. 22 1/8" (61.4 cm) opening
- H. 14 13/16" (37.6 cm) to bottom of Anti-Tip block
- I. Allow 7/8" (2.2 cm) overlap
- J. 24" (61.0 cm) minimum depth
- K. Allow 9/16" (5.6 mm)
- L. Platform must support 100 lb (45.4 kg)
- M. 15 9/16" (39.5 cm) opening
- N. Allow 3/4" (1.9 cm) overlap
- O. 1 35/64" (3.9 cm)