



**Riverby®**  
Top-mount Kitchen Sink  
**K-8668-3A1**

### Features

- 30-inch minimum base cabinet width.
- Single bowl.
- 9-inch depth.
- Three faucet holes.
- Bowl slopes 2 degrees toward drain to minimize water pooling.
- Offset drain increases workspace in the sink and storage space underneath.
- Includes K-9137 bottom sink rack.

### Material

- KOHLER® enameled cast iron.

### Installation

- Top-mount

### Recommended Products/Accessories

K-8801 Sink Strainer  
K-8799 Sink Strainer

### Optional Products/Accessories

K-11352 Disposal Flange with Stopper  
K-9000 P-Trap

### Included Components

Product consists of:  
K-9137 Sink Rack



### Codes/Standards












ASME A112.19.1/CSA B45.2

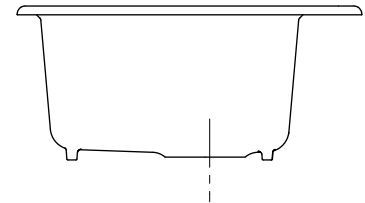
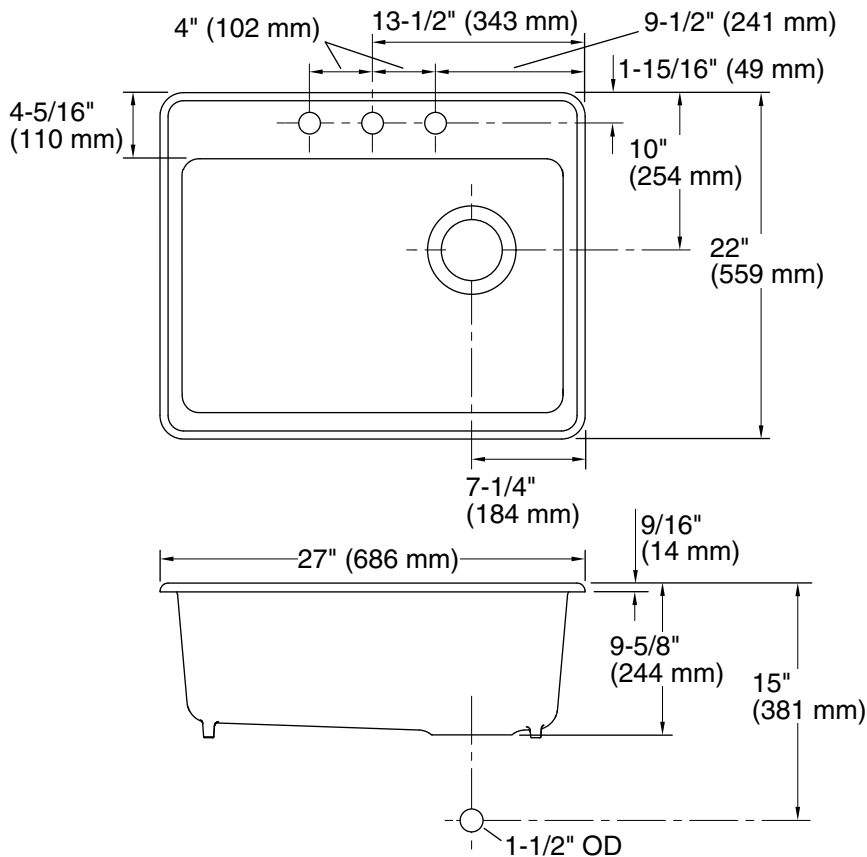
### KOHLER® Enameled Cast Iron Kitchen Sink Lifetime Limited Warranty

See website for detailed warranty information.

### Available Colors/Finishes

*Color tiles intended for reference only.*

Color	Code	Description
	0	White
	FF	Sea Salt™
	96	Biscuit
	47	Almond
	FD	Cane Sugar™
	95	Ice™ Grey
	G9	Sandbar
	K4	Cashmere
	20	Suede
	KA	Black 'n Tan
	7	Black Black™



## Technical Information

All product dimensions are nominal.

Installation: Top-mount  
Min. base cabinet width: 27" (686 mm)

Bowl area: Length: 24-1/4" (616 mm)  
Width: 17-1/4" (438 mm)  
Bowl depth: 9" (229 mm)  
Water depth: 9" (229 mm)

Template: 1244382-7, required, included

## Notes

Install this product according to the installation instructions.