

## HIGH-END DECOR



DECORATIVE TILES AND PANELS  
with an authentic, natural and luxurious look and feel







# SIMPLE AND AFFORDABLE ROOM MAKEOVER!

Surface Design™ is revolutionizing decor changes with two affordable, luxurious-looking solutions that add elegance to any residential or commercial space.

The two product lines include five collections that have distinctive, eye-catching characteristics. Surface Design™ wall coverings come in several formats and finishes to suit every taste and meet every requirement.



# WALL-TO-WALL ADVANTAGES

Each design is digitized with incredible precision from natural elements like marble, wood, stone, cement, and textiles. It is then 3D-printed using the latest technology.

Surface Design™ wall coverings have it all: they are refined, look and feel like the real thing, are lightweight and durable. They are also easy to install and maintain.

Best of all, they are completely waterproof and so can be used even in wet conditions, like in a shower or around a bathtub.

## TWO TECHNOLOGIES, TWO BUDGETS

### TILES

Surface Design™ tiles perfectly capture the look and feel of wood boards and ceramic tiles. Made of plastic base material, they are easy to cut, making them ideal for surfaces that require several cut-outs. They offer an even more affordable solution at a fraction of the cost of the real materials.

### PANELS

Given their size, Surface Design™ panels can dress up large surfaces with few visible joints. Boasting sturdy, top-quality construction, they contain an aluminum structure that is much lighter than marble or cement, while impressively recreating the texture and appearance of these materials. Result: the same elegant look at a much more reasonable price.



# SELF-ADHESIVE DECORATIVE TILES



PERFECT IN THE SHOWER



CAN BE INSTALLED ON  
ALL TYPES OF SURFACES

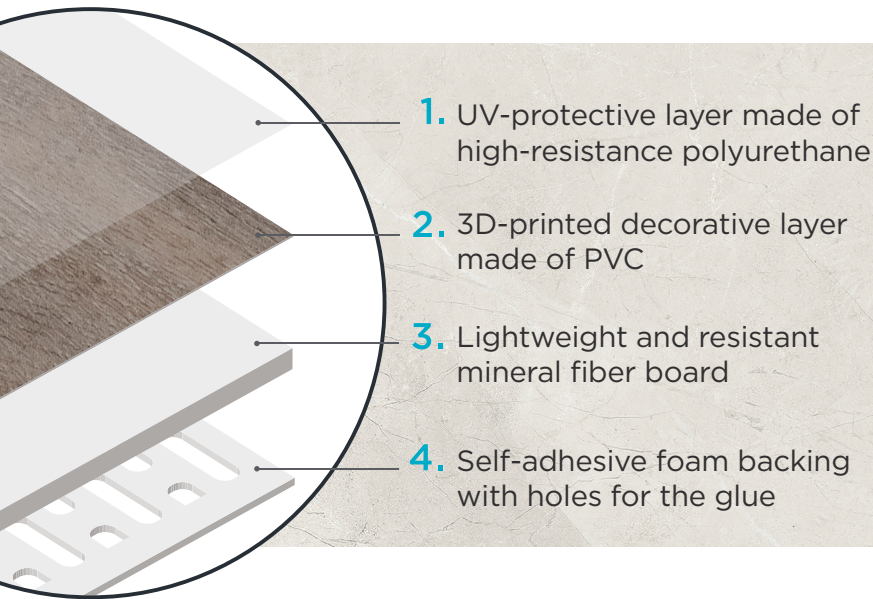
## STYLE BY NATURE

The new Surface Design™ decorative tiles make redecorating easy and affordable, with results that are sure to turn heads. They perfectly capture the appearance and complex textures of noble, raw, natural materials, giving any space a warm, distinctive look.

What's more, they are self-adhesive and can be installed on any existing surface, whether ceramic, wood, stone, drywall or painted surfaces.



# TEXTURED **MULTILAYER** CONSTRUCTION



## INSTALL IN **6 EASY** STEPS

- 1 • Clean the surface.
- 2 • Mark the center of the wall with a cross, making sure it is level.
- 3 • Fill the holes in the back with a permanent adhesive.
- 4 • Remove the self-adhesive film.
- 5 • Install the tile on the wall.
- 6 • If installing in a shower, apply silicone all around each tile.

## EXCEPTIONAL ALL-AROUND PERFORMANCE

- **AUTHENTIC LOOK:** textured 3D finish that looks and feels like the real thing
- **SELF-ADHESIVE:** for ultra-easy installation and optimal adhesion
- **MULTI-SURFACE:** can be installed on any existing surface, whether ceramic tile, wood, stone, drywall or painted surfaces
- **WATERPROOF:** perfect for in a shower, around a bathtub and as a kitchen backsplash
- **EASY TO CUT:** can easily be cut to size with a utility knife, for a perfect installation down to the nearest millimeter
- **STRONG AND DURABLE:** resistant to impacts, cleaning and wear, and made to stand the test of time
- **LIGHTWEIGHT AND EASY TO CARRY:** ideal for installation in tight, hard-to-reach spaces
- **RESISTANT TO UV DAMAGE:** coated in a varnish that protects from discoloration
- **FIRE-RESISTANT:** safe, respecting the standards for commercial use (B-s1, d0)





# 3 COLLECTIONS, 11 LUXURIOUS FINISHES

Unleash your imagination and create a warm, modern, high-end look within budget with Surface Design™ decorative tiles. Transforming a space has never been so easy.

## COLLECTION

## WOOD

36 x 7  $\frac{3}{4}$  x  $\frac{7}{32}$  in. | 915 x 185 x 5.5 mm

Wood with prominent textures, including knots, gradations and imperfections, evoking a unique personality.





## COLLECTION **STONE**

24 x 12 x  $\frac{7}{32}$  in. | 610 x 305 x 5.5 mm

Natural stones and materials selected for their warm, authentic, luxurious look.



VINTAGE CONCRETE | DT1224-VC



ROMA TAUPE | DT1224-RT



BRUSHED CONCRETE | DT1224-BC



GREIGE FABRIC | DT1224-GF

## COLLECTION **MARBLE**

31  $\frac{1}{2}$  x 15  $\frac{3}{4}$  x  $\frac{7}{32}$  in. | 800 x 400 x 5.5 mm


A variety of marble finishes with unique characteristics, carefully selected for their wow factor.



PEARL MARBLE | DT1632-PM



STONE MARBLE | DT1632-SM



WHITE MARBLE | DT1632-WM



GREY MARBLE | DT1632-GM



# STYLE FROM FLOOR TO CEILING



PERFECT IN THE SHOWER



CAN BE INSTALLED ON  
ALL TYPES OF SURFACES

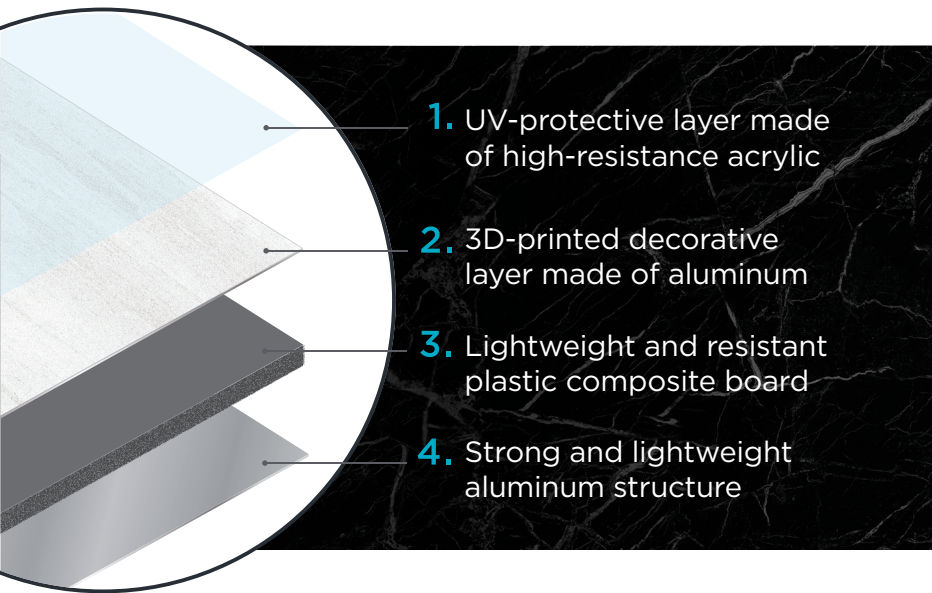


## GO BIG

Surface Design™ large-format decorative panels create a highly refined look. They can drape the walls of any indoor space in luxury and beauty. Install them full-height or to the desired level for a stunning visual impact.



# INNOVATIVE MULTILAYER CONSTRUCTION



## INSTALL IN 6 EASY STEPS

- 1 • Clean the surface.
- 2 • Trace a vertical line on the wall.
- 3 • Make the cuts required.
- 4 • Apply a permanent adhesive.
- 5 • Install the panel.
- 6 • If installing in a shower, apply grout all around each panel.

## HIGH-PERFORMANCE WALL PANELS

- **SUPERIOR QUALITY:** made of two layers of aluminum for optimal performance
- **STRONG AND DURABLE:** resistant to impacts, cleaning and wear, and made to stand the test of time
- **MULTI-SURFACE:** can be installed on any existing surface, whether ceramic tile, wood, stone, drywall or painted surfaces
- **WATERPROOF:** perfect for in a shower or around a bathtub
- **LIGHTER AND EASIER TO CARRY:** a fraction of the weight of their natural counterparts
- **EASY TO INSTALL:** can easily be cut to size with standard tools for exceptionally precise installation
- **RESISTANT TO UV DAMAGE:** coated in a varnish that protects from discoloration
- **FIRE-RESISTANT:** safe, and respect the standards for commercial use (B-s1, d0)





# 4 DISTINCT FINISHES, A WORLD OF POSSIBILITIES

Get an authentic, refined, majestic look with Surface Design™ decorative panels for a fraction of the cost of the materials they resemble. Creating a truly spectacular space has never been so accessible.

**COLLECTION**

**MARBLE**

47 ¼ x 96 x 5/32 in. | 1200 x 2440 x 4 mm

Two marble patterns with a glossy finish, selected for their distinctive veining and contrasts, which exude harmony and luxury.





**COLLECTION**

# CONCRETE

48 x 96 x 5/32 in. | 1220 x 2440 x 4 mm

Two matte-finish concrete textures, selected for their rich patterns, sophisticated tones and delicate nuances.



SATIN







[surface-design.co](https://surface-design.co)

TECHNOFORM™  
INDUSTRIES

1350 Rue des Cascades, Châteauguay, Quebec J6J 4Z2  
☎ 450-699-2424 | 1-877-377-4494 | 📠 450-699-8484  
[info@technoform.ca](mailto:info@technoform.ca) | [technoform.ca](https://technoform.ca)