

# SharkBite® Tankless Water Heater Installation Kit

## DESCRIPTION

The SharkBite Tankless Water Heater Kit makes connecting to the tankless water heater easy and convenient. The valves connect directly to the cold water inlet and the hot water outlet of the tankless water heater.

## FEATURES AND BENEFITS

Quick and easy installation:

*Compact design works in a variety of situations, including tight spaces.*

Pressure relief valve included with every kit:

*Rated to 150 psi/ 200,000 BTU*

Pressure relief valve fitting for use with pipe covers and recessed boxes:

*Greater end user safety.*

Relocation adapter available:

*Allows the pressure relief valve to be rotated 360° for installation in recessed boxes or other tight spaces.*

Color code aluminum handles:

*Easy identification of hot and cold valves.*

Heavy duty brass valves with full port main flow channel:

*Uniquely designed lever/wing handle for easy actuation of the main ball*

Listed by ASSE and IAPMO:

*Inspector friendly, peace of mind!*

Large drain port outlets available:

*Easy system cleaning & flushing*

## SPECIFICATIONS

A Tankless Water Heater Kit shall be installed to the hot and cold water ports of the tankless water heater. The valve shall be certified to NSF/ANSI 61 and NSF/ANSI 372 standards. The SharkBite connections shall be certified to ASSE 1061 and shall be listed by a third party.

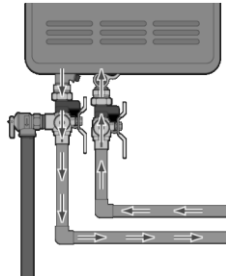


**25374 - Tankless Water Heater Kit**



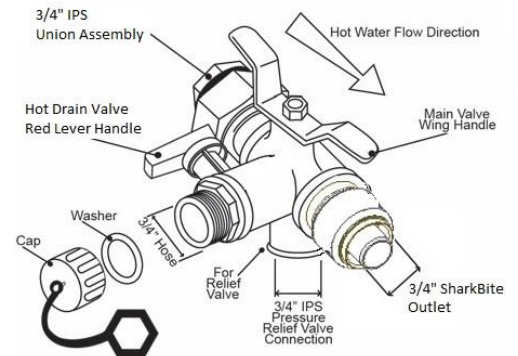
**25375 - Tankless Water Heater Kit  
with Relocation Adapter**

## TYPICAL INSTALLATION



The Tankless Water Heater Kits are intended for installation directly at the tankless water heater. The cold water service valve threads directly to the cold water inlet and the hot water service valve threads directly on the hot water outlet. The pressure relief valve threads directly onto the 3/4" port on the side of the hot water service valve. A relocation adapter can be used

Hot Water Service Valve



## SPECIFICATION DATA

### Performance:

Maximum pressure ..... 200 psi  
Maximum temperature..... 180°F

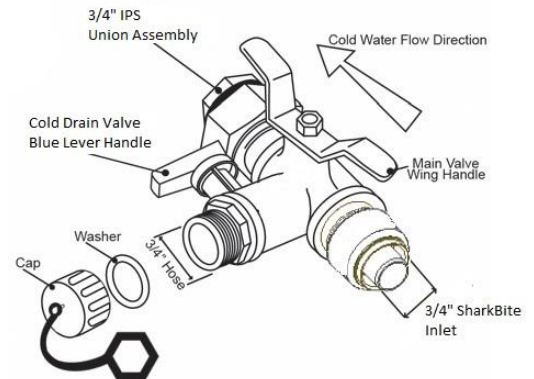
### Materials:

Body .....	Brass
Seats .....	PTFE
Ball .....	Brass HCP
Handle .....	Stainless Steel
Handle Jacket .....	Vinyl
Wing Style "T" Handle.....	Steel CP
Handle Jacket.....	Vinyl
Packing Gland .....	Brass
Stem Seal.....	PTFE
Stem.....	Brass
End Cap .....	Brass
Union Nut .....	Brass
Retaining Ring.....	Stainless Steel
Union Fitting .....	Brass
Washer.....	EPDM
Drain Valve Handle.....	Enamel Coated Aluminum
Drain Valve Handle Screw.....	Brass
Cap & Strap.....	Brass with EPDM Hose Washer and Strap

### SharkBite® Materials:

O-ring .....	EPDM
Grab ring .....	Stainless steel
Nose cone .....	Stainless steel
Tube support liner .....	Polysulfone

Cold Water Service Valve



## AVAILABLE CONNECTIONS

SharkBite ..... 3/4"

## CERTIFICATIONS

The SharkBite fittings are certified to ASSE 1061. The valve is certified to NSF/ANSI 61 and NSF/ANSI 372 and listed by ASSE and IAPMO for use in accordance with U.S. and Canadian plumbing codes.