

### Features

- Multifunction handshower with advanced spray engine provides three spray experiences: Full Coverage with Katalyst technology, Deep Massage, and Cloud
- Full Coverage with Katalyst™ air-induction technology delivers a drenching spray experience, ideal for rinsing shampoo from hair
- Deep Massage streams twist and swirl, targeting sore muscles to ease away aches and pains
- Cloud spray experience restores with a thick cloud of silky, super-fine water droplets
- MasterClean™ sprayface features an easy-to-clean surface that withstands mineral buildup and maximizes spray performance
- Optimized sprayface for maximum performance
- 1.75 gpm (6.6 lpm) maximum flow rate at 80 psi (5.5 bar)
- Requires shower hose (sold separately)
- This product can help a building earn Water Efficiency points in LEED® Green Building Rating System

### Material

- Premium material construction for durability and reliability
- KOHLER finishes resist corrosion and tarnishing

### Technology

- Katalyst® air-induction technology infuses water with air, creating bigger drops for a more powerful spray

### Installation

- G 1/2 inlet connection
- Bracket or sidebar required for wall-mount installation
- Deck-mount holder required for deck-mount installation

### Recommended Products/Accessories

- K-8593 72" Shower Hose
- K-9514 60" Shower Hose
- K-26309 Wall-mount handshower holder
- K-26310 Wall-mount handshower holder with supply elbow and check valve
- K-26312 32-1/8" sidebar
- K-26313 40" sidebar
- K-26314 32" deluxe sidebar with integrated water supply



### Codes/Standards









ASME A112.18.1/CSA B125.1  
DOE - Energy Policy Act 1992  
EPA WaterSense®  
California Energy Commission (CEC)

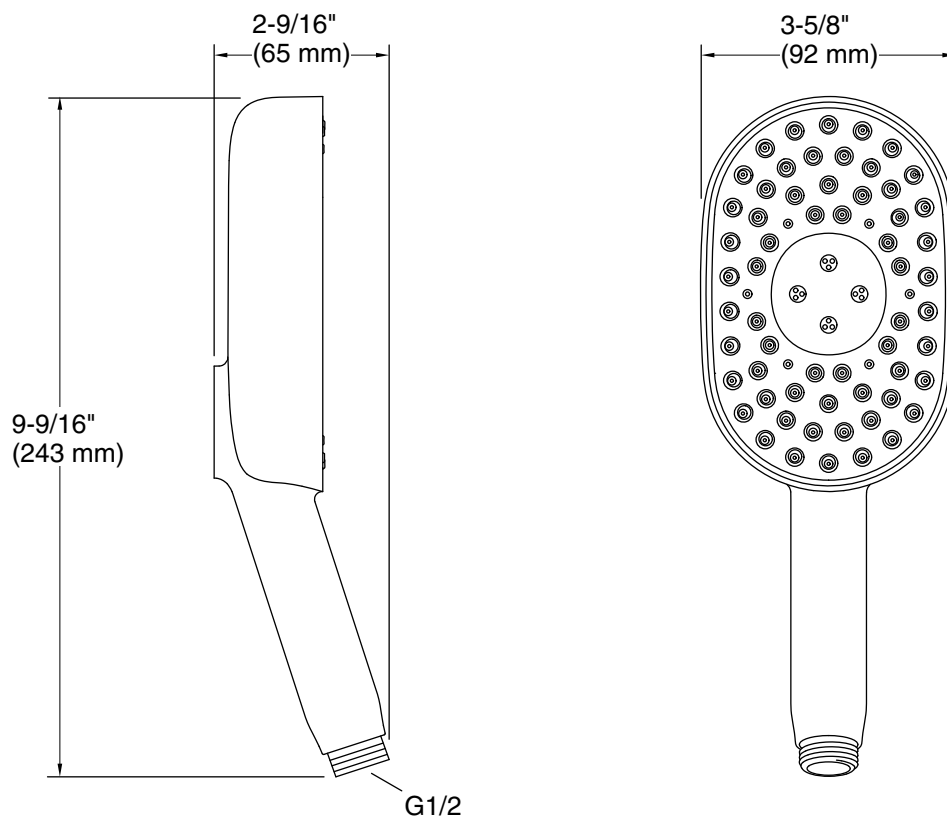
### KOHLER® Faucet Lifetime Limited Warranty

See website for detailed warranty information.

### Available Colors/Finishes

*Color tiles intended for reference only.*

Color	Code	Description
	CP	Polished Chrome
	SN	Vibrant® Polished Nickel
	AF	Vibrant® French Gold
	BN	Vibrant® Brushed Nickel
	BV	Vibrant® Brushed Bronze
	BL	Matte Black
	2MB	Vibrant® Brushed Moderne Brass
	TT	Vibrant Titanium



## Technical Information

All product dimensions are nominal.

### Spout:

Handshower rated max flow: 1.75 gal/min (6.6 l/min)