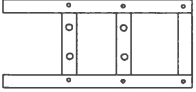
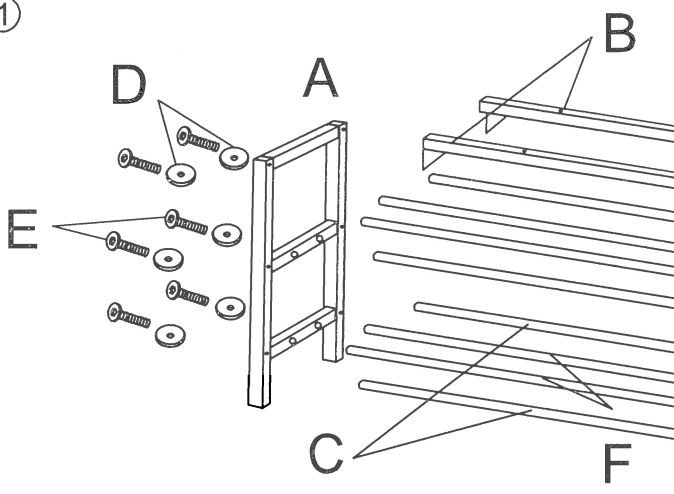
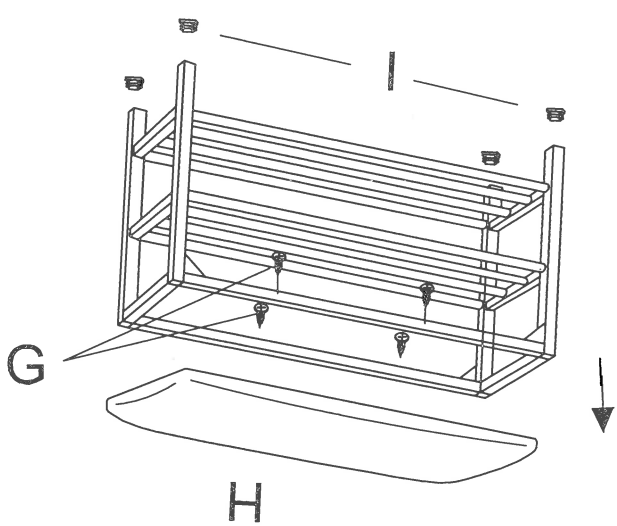





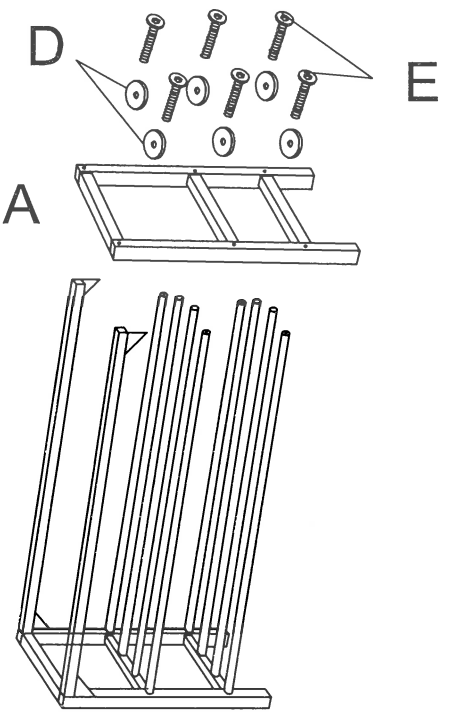
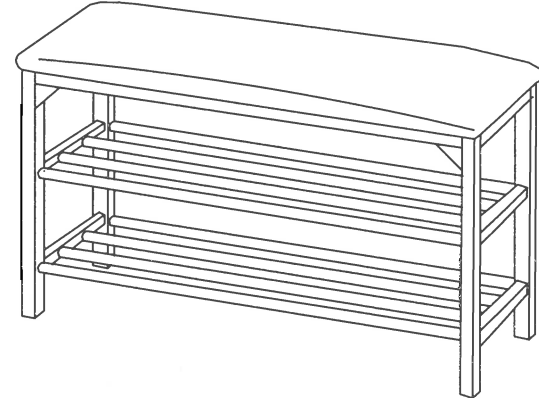






PLEASE ASSEMBLE ON A CARPETED FLOOR OR SOFT SURFACE TO AVOID SCRATCHES ON FINISHING  
PLEASE DO NOT FULLY TIGHTEN SCREWS UNTIL ALL SCREWS ARE PARTIALLY TIGHTEN BY HAND

A		2	<p>①</p> 	<p>③</p> 
B		2		
C	 Ø13x710mm	4		
D		12		
E	 1/4" x 1 3/4"	12		
F	 Ø13x753mm	4	<p>②</p> 	<p>④</p>   Weight capacity: 240 lbs
G	 Ø4.0x32mm	4		
H		1		
I		4		
J		1		