



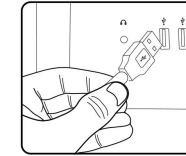
PRODUCT PARTS INTRODUCTION



HOW TO USE

Connect USB plug in to a USB source such as a computer USB port or USB wall charger port and USB-TYPE C port for recharging.

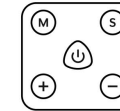
When charging, the red light is always on. When fully charged, the green light is always on.



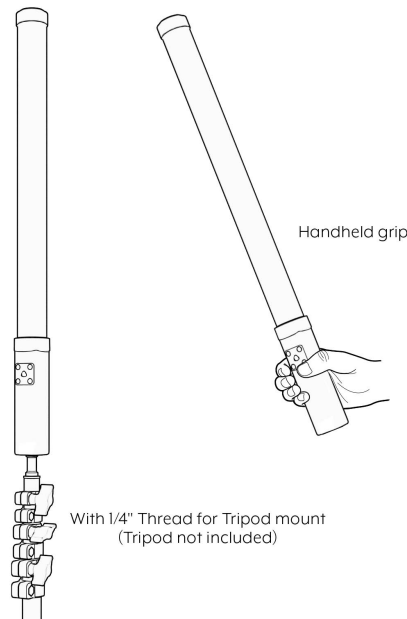
1. When the lamp is off, press the on/off key briefly, turn on the light, and then press the on/off key once to turn off the lamp. The lamp memory function of this product is related. The state of the last time the lamp is turned on every time the lamp is turned on

2. Press **M** key for a short time, and the light will switch between mode. In the light still mode, press the + / - key to adjust the brightness, and press the + / - key in the flash light mode to adjust the flash speed, split speed, medium, slow, and 3 levels adjustment

3. Press **S** key briefly, light switch to RGB mode, press **S** key briefly, light mode is switched. When light is in static mode, press + / - key to adjust brightness. In dynamic mode, press + / - key to adjust dynamic speed.



HOW TO USE



FEATURES:

- Handheld RGB Light
 - Dimmable with touch adjust mode
 - 9 lighting modes
 - 12 levels of brightness + stepless (long press +/-)
 - Built in 3.7v/2000mah Rechargeable lithium battery
 - USB type C charging port, supports full power
 - 1/4 inch standard tripod allows the light to be mounted on a tripod
 - Remote Control Included RGB
 - Includes:
- 1 x RGB light wand, 1 x USB type C charging cable, 1 x lanyard, 1 x manual.

SPECIFICATIONS:

Built in 3.7v/2000mah lithium battery
LED beads quantity: 200pcs regular + 41pcs RGB
30 RGB modes
Lasts up to: 2H
RGB colors: 9
Power: 10W
12 levels of brightness + stepless (long press +/-)
Discharge current 900A (maximum)
Battery over protection voltage: 3.0V

Please read and follow these instructions.

Disclaimer

This manual should be kept for future reference and maintenance purposes only. Be sure to review this manual and become familiar with its features before using this product. Please make sure to never change the light bulb while plugged into an outlet or other power source. Do not open or change wiring in anyway. Keep this product away from children. Clean this product often with a soft, dry cloth. This product shall ONLY be used with rated voltage and frequency. Do not try and alter power supply or adjust voltage. Avoid unplugging the power by pulling the power cord and do not touch the power cord with wet hands. Never attempt to insert any metal objects into the cooling holes of illuminators. Avoid moving the illuminator by pulling the power cable. Stop using this product if the unit is damaged, especially the power cord. Do not use in the rain, bath, or near water source. Please be aware that improper use or inappropriate repair can lead to fire or electrocution. Indosors use only. Please send back to Bower or contact customer service for issues regarding maintenance or repair. Make sure everything is secure before proceeding. Make sure the product is intact and that there are no missing parts. All photos and illustrations are for instruction purposes only.

LIMITED One (1) Year Limited Warranty

S. Bower Inc.™ One (1) Year Limited Warranty: This warranty gives you specific legal rights and you may have other rights which vary from state to state.

The S. Bower Inc.™ Limited Warranty is a voluntary manufacturer's warranty provided to the consumer. This warranty provides rights separate to rights provided by consumer law, including but not limited to those relating to non-conforming goods. S. Bower Inc.™ One-Year Limited Warranty benefits are in addition to, and not instead of, rights provided by consumer law and it does not exclude, limit or suspend a buyer's rights arising from consumer law. Consumers have the right to choose whether to claim service under the S. Bower Inc.™ One-Year Limited Warranty or under their consumer law rights. The S. Bower Inc.™ One-Year Limited Warranty terms and conditions shall not apply to consumer law claims, contact your local consumer organization.

Please note: All claims made under the S. Bower Inc.™ One-Year Limited Warranty will be governed by the terms set out in this warranty document.

S. Bower Inc.™ warrants to the product owner that this product will be free against defects in materials and workmanship for a period of ONE (1) YEAR from the date of original retail purchase when used in accordance with S. Bower Inc.™'s user manual. Under this warranty, you will be able to send your claims and defective product to S. Bower Inc.™, via freight prepaid, along with proof of purchase, and will be repaired or replaced, based on S. Bower Inc.™ sole discretion. Repair and/or replacement may be made with new or refurbished product components at S. Bower Inc.™ sole discretion. This limited warranty does not cover failures due to abuse, accidental damage or when repairs have been made or attempted by anyone other than S. Bower Inc.™ personnel. A defective product meeting the warranty conditions set forth herein will be replaced or repaired at no charge in either of two ways: The first, which will result in exchanges only, is to return the product to the retailer from whom it was purchased (provided that the store is a participating retailer). Returns should be made within the time period of the retailer's policy for exchanges. Proof of purchase may be required. Please check with the retailer for its specific return policy regarding time limits for returns or exchanges. The second option is to send the product (prepaid freight) to S. Bower Inc.™ corporate offices located at S. Bower Inc. 46-24 28th Street 3rd Floor Long Island City, NY 11101 for repair or replacement at S. Bower Inc.™'s option. Proof of purchase is required. Include name, return address, and issues that you are experiencing with S. Bower Inc.™ products. All other guarantees, express or implied, are hereby disclaimed.

This warranty does not cover products sold outside of the United States.

©2021 S. Bower, Inc. All rights reserved.

All brand names and trademarks belong to their respective owners
S. Bower, Inc. LIC, NY 11101 www.BowerUSA.com