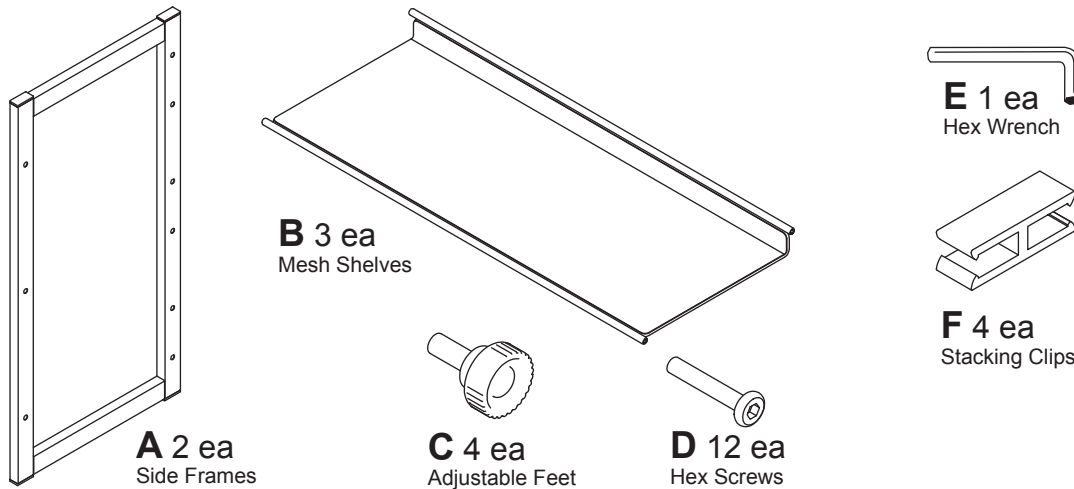


STYLE NO:

6905-8770-BB Gunmetal 3-Tier Shelves



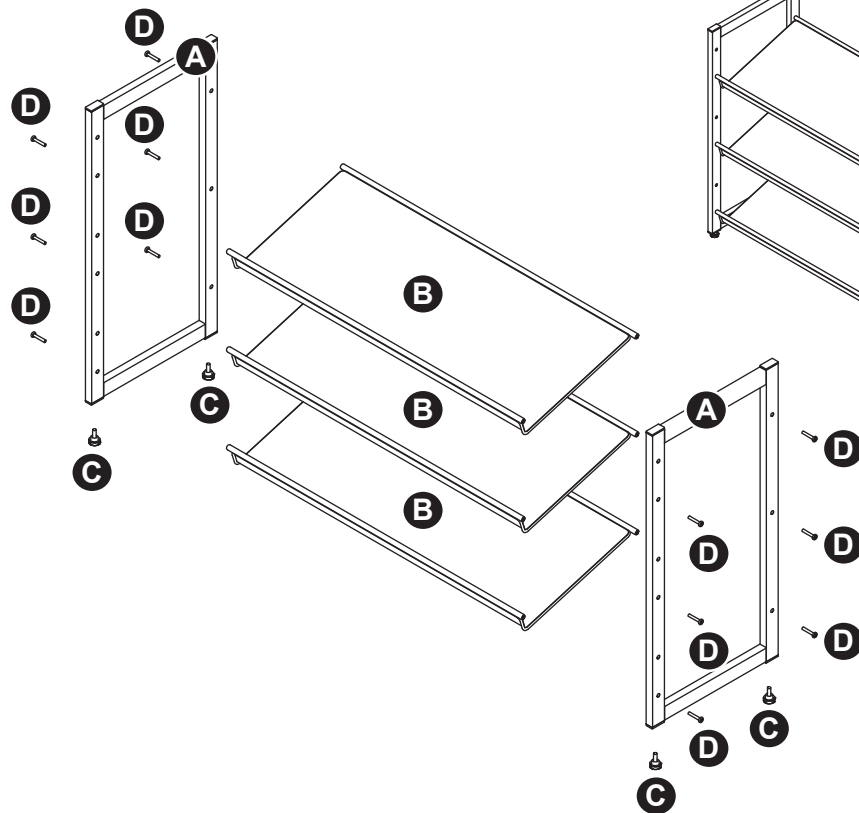
Part	Reference
A	F12272
B	F12273
C	F12274
D	F12275
E	F12276
F	F12277

No additional tools required.

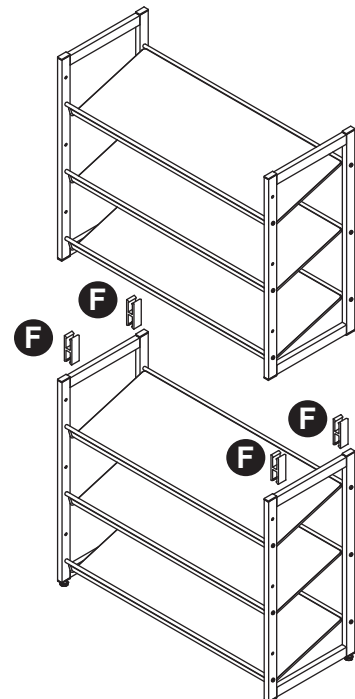
ASSEMBLY: Install the side frames (A) to the shelves (B) using 12 hex screws (D). Tighten with hex wrench (E). Insert four adjustable feet (C).

ASSEMBLY AS SHOE RACK:
Shelves slanted for shoes.

ASSEMBLY AS CLOSET SHELVES:
Shelves level for clothing and accessories.



STACKING: Multiple units can be stacked using the stacking clips (F).



8680 Swinnea Road • Suite 103 • Southaven, MS • 38671

NEED HELP? For help with assembly, or if you are missing a part, please call Whitmor's Consumer Care Team, 1-888-944-8667 between 8 a.m. and 4:30 p.m. (Central Standard Time) Monday through Friday, or email: help@whitmor.com. Visit us online at www.whitmor.com

Rev#1 | 10.11.22

Printed in Taiwan

©2022 Whitmor, Inc.