



Markham

60" x 60" Drop-In Acrylic Corner Whirlpool

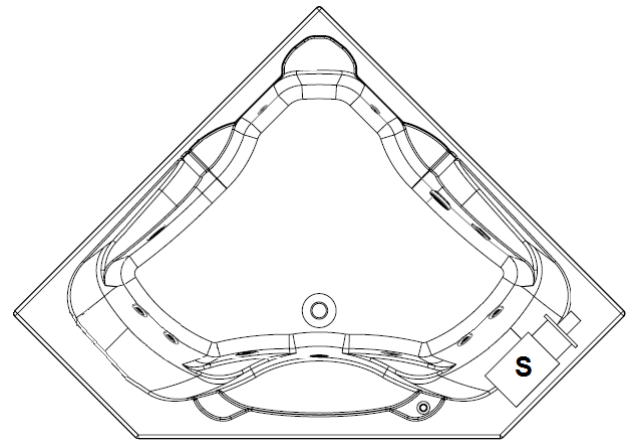
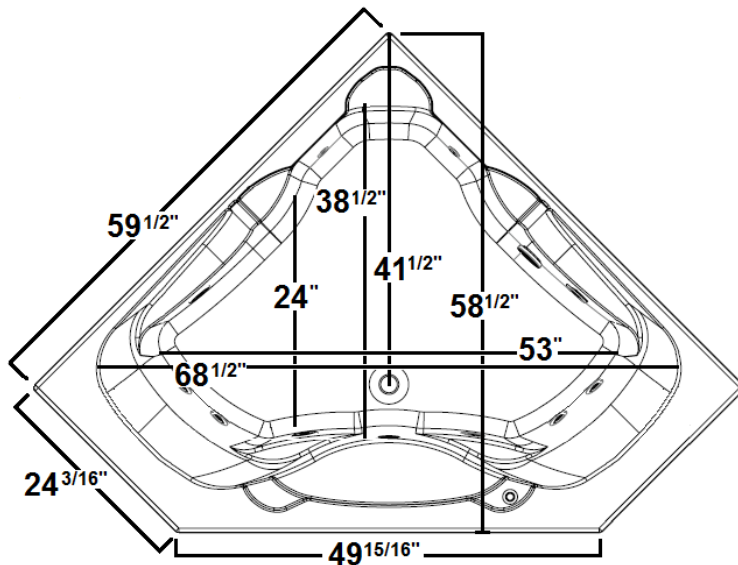
Model Number
6060MW064
Drop-In Whirlpool in White

Features

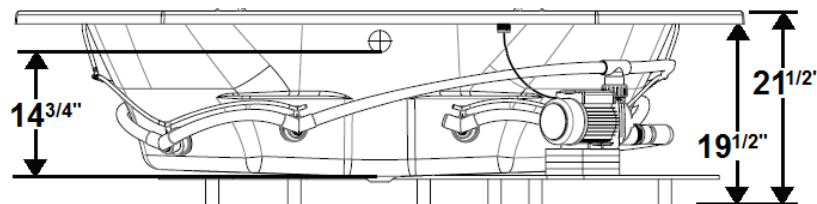
- Color-matched jet trim & pillows included
- 10 Self draining, adjustable hydrotherapy jets
- 3-Speed control for the 13 Amp pump
- Constructed of high-gloss durable acrylic
- Pre-leveled base for easy installation
- Slip resistant, textured floor
- Pillows included
- Made in the USA



All dimensions are +/- 1/2" and subject to change without notice
Confirm specifications before installation



Standard (S) Pump Location



Technical Information

- Weight: 166 lbs.
- Water Depth to Overflow: 14 3/4"
- Operating Capacity: 73 gal.
- Water Capacity: 85 gal.
- Sump Dimension: 53" x 24"

Electrical Requirements

- Standard Pump: 13 Amps
- 20amp Dedicated GFCI required