

Features

- Includes face plate with handle.
- Single handle controls both on/off activation and temperature setting.
- Supplied with ADA compliant metal lever handle.
- Integrated push button diverter.
- Complements the Composed faucet and accessory collections.

Material

- Premium material construction with metal handle ensures reliability and durability.
- KOHLER finishes resist corrosion and tarnishing for durability and reliability.

Installation

- Trim set requires valve to complete installation.

Required Accessories

K-11748 Series Rite-Temp® Valves

Optional Accessories

1156950 Rite-Temp® Roughing-in Kit



ADA

Codes/Standards

ASME A112.18.1/CSA B125.1

ADA



ICC/ANSI A117.1

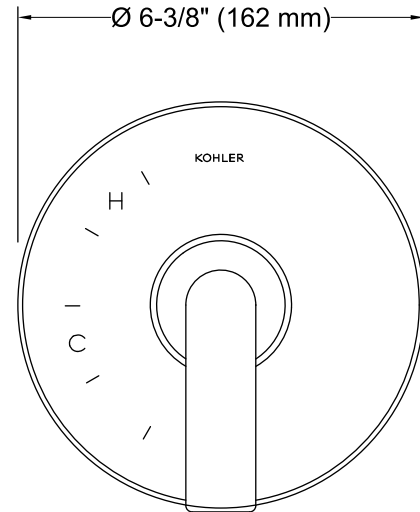
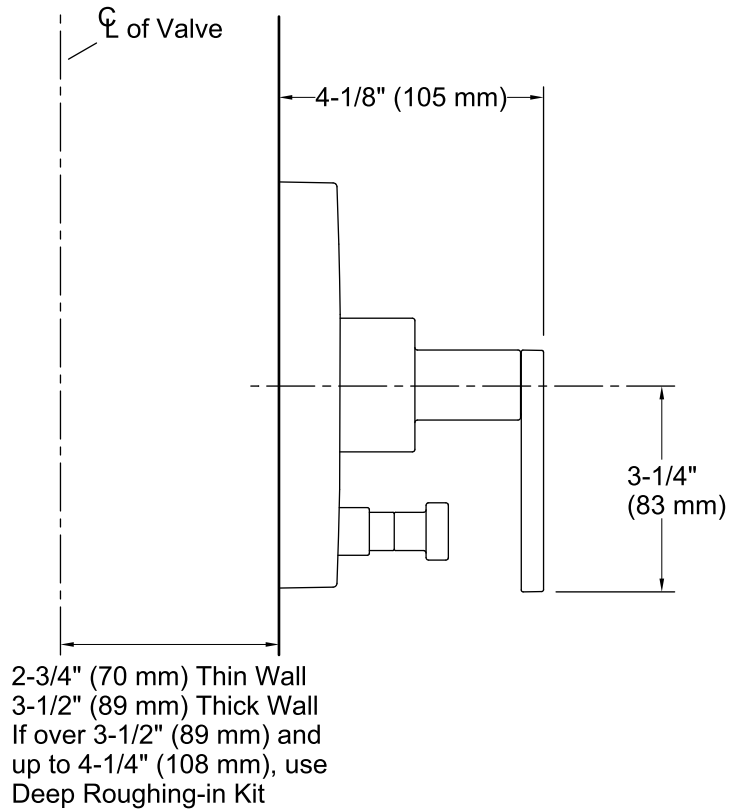
KOHLER® Faucet Lifetime Limited Warranty

See website for detailed warranty information.

Available Color/Finishes

Color tiles intended for reference only.

Color	Code	Description
	CP	Polished Chrome
	TT	Titanium



Technical Information

All product dimensions are nominal.

Notes

Install this product according to the installation guide.

ADA compliant when installed to the specific requirements of these regulations.