



Archer® | K-2356-4

22-3/4" rectangular drop-in bathroom sink







Features

- 4" (102 mm) centerset faucet holes
- Classic rectangular basin
- Overflow drain
- Coordinates with other products in the Archer collection



Available Colors/Finishes

Color tiles intended for reference only.

- | | | |
|---|----|---------------|
|  | 0 | White |
|  | 96 | Biscuit |
|  | 95 | Ice Grey |
|  | 7 | Black Black |
|  | 71 | Seafoam Green |
|  | 97 | Timberline |



1-800-4KOHLER (1-800-456-4537)
Kohler Co. reserves the right to make revisions without notice to product specifications.
For the most current specification sheet, go to www.kohler.com USA or www.kohler.ca Canada.
3-30-2026 21:1 - US-CA

THE BOLD LOOK
OF **KOHLER**®

Codes/Standards

ADA, OBC, CSA B651 compliant when installed to the specific requirements of these regulations.

ADA CSA B651 OBC

ASME A112.19.2/CSA B45.1

ADA

ICC/ANSI A117.1

CSA B651

OBC

Technical Information

Number of Deck Holes:	3
Faucet Hole(s) Size:	1-1/4" (32 mm)
Center(s):	4" (102 mm)
With Overflow:	Yes
Drain Hole Diameter:	1-3/4" (44 mm)
Basin Configuration:	Single Bowl
Basin Length:	16-7/8" (429 mm)
Basin Width:	12-9/16" (319 mm)
Basin Depth:	6-1/4" (159 mm)

Material

- Vitreous china

Recommended Products/Accessories

K-23726 Drain treatment

K-23725 Cast iron cleaner

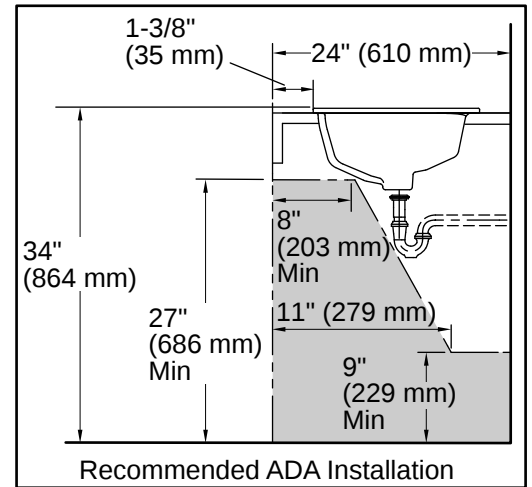
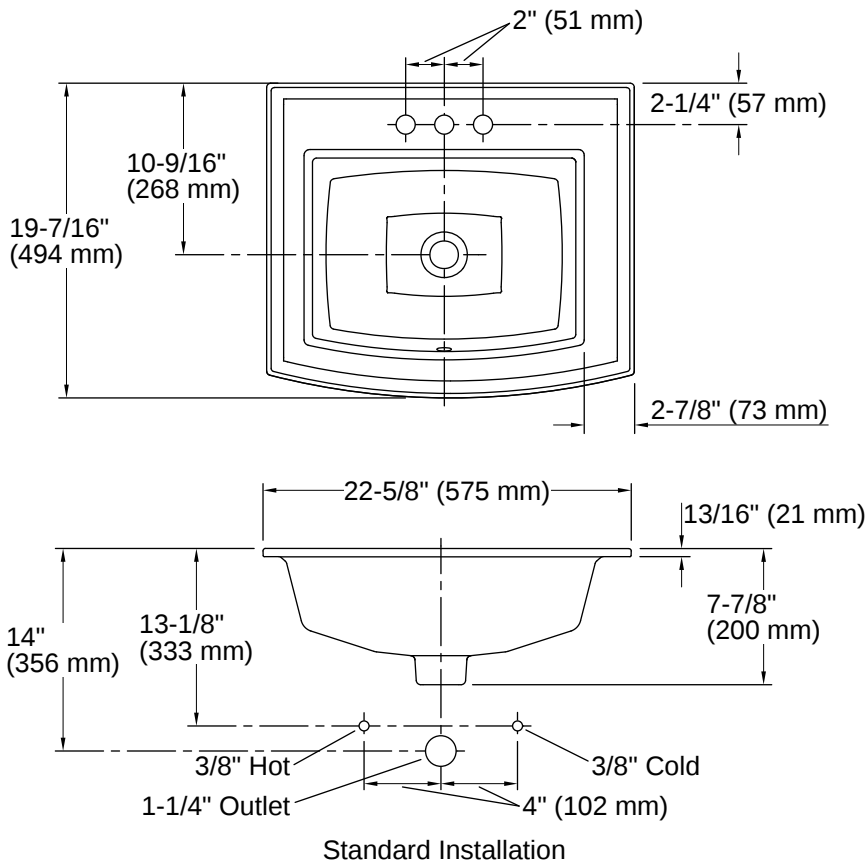
Warranty

See website for detailed warranty information.

KOHLER® Vitreous China Bathroom Sink Lifetime Limited Warranty



1-800-4KOHLER (1-800-456-4537)
Kohler Co. reserves the right to make revisions without notice to product specifications.
For the most current specification sheet, go to www.kohler.com USA or www.kohler.ca Canada.
3-30-2026 21:1 - US-CA



Installation

- Drop-in

Installation Notes

Install this product according to the installation instructions.

NOTICE: Countertop manufacturer or cutter must use the cut-out template provided with the product, or a current one provided by Kohler Co. (call 1-800-4KOHLER). Kohler Co. is not responsible for cutout errors when the incorrect cut-out template is used.

Product dimensions are nominal and may vary per ASME A112.19.2 tolerances.

ADA, OBC, CSA B651 compliant when installed to the specific requirements of these regulations.

