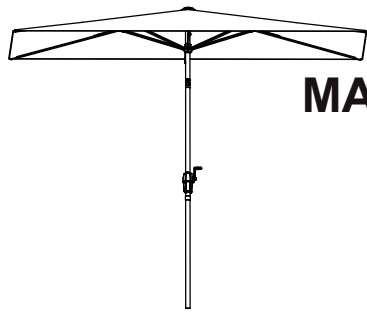


allen + roth®

ALLEN + ROTH and logo design are trademarks or registered trademarks of LF, LLC. All rights reserved.



ITEM # 2808412
**SERENA PARK
MARKET UMBRELLA**
MODEL#UCS165033B

Thank you for purchasing this allen + roth product. We've created these easy-to-follow instructions to ensure you spend your time enjoying the product instead of putting it together. But, if you need more information than what is provided here, please visit Lowes.com, search the item number and refer to the Guides & Documents tab on the product's page.

If you have any questions or problems, please call our customer service department at 1-866-439-9800, 8 a.m. - 8 p.m., EST, Monday - Sunday. You could also contact us at partsplus@lowes.com or visit www.lowespartsplus.com.

VR20467

PREPARATION


Before beginning assembly of product, make sure all parts are present. Compare parts with package contents list and hardware contents list. If any part is missing or damaged, do not attempt to assemble the product.

Estimated Assembly Time: 20 minutes

NO ADDITIONAL TOOLS REQUIRED

FEELING CONFIDENT? START YOUR NEXT PROJECT?

• Visit www.lowes.com for more information.



Printed in China

CARE AND MAINTENANCE

- Before using, clean the product completely with a soft, dry towel.
- When not in use, wipe free of any dirt or loose objects, wash with a mild solution of soap and water, rinse and dry completely.
- Do not use strong detergents or abrasive cleaners.
- Store the product in a cool, dry location away from sunlight.

WARRANTY

This warranty is extended to the original purchaser and applies to defects in materials and workmanship of your patio furniture provided your furniture is maintained with care and used only for personal, residential purposes. Frames are warranted to be free from defects in material or workmanship for a period of one(1) year. Fabric is covered for a period of (1) year against defects in material or workmanship.



SAFETY INFORMATION

Please read and understand this entire manual before attempting to assemble, operate or install the product.

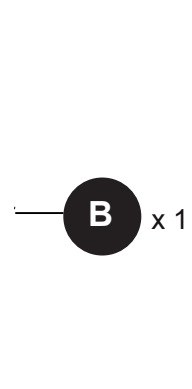
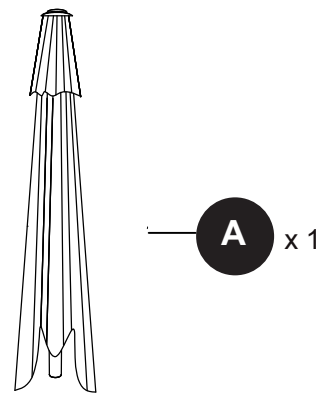
WARNING

- Tighten each bolt firmly and properly. Do not completely tighten screws until all screws are started.
- Some parts may contain sharp edges. Wear protective gloves as necessary.
- Children under the age of 16 should not be engaged in the assembly, removal or disassembly of the product.
- Children under the age of 10 should be supervised by a competent adult while using this furniture.
- Please keep children out of the assembly area during assembly.
- This set is heavy, and may require two adults for safe assembly.
- Never use this product as a support. Do not shake, lean, or climb on the product at any time.
- Cross base included, 225-lb base weight needed(sold separately).

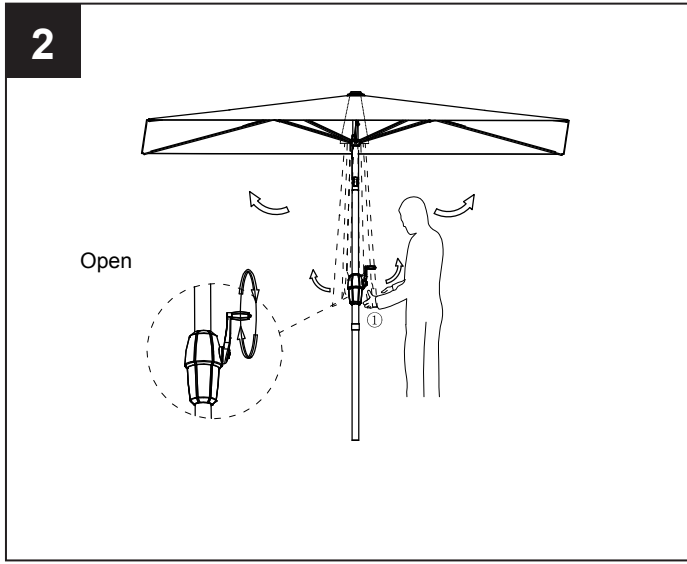
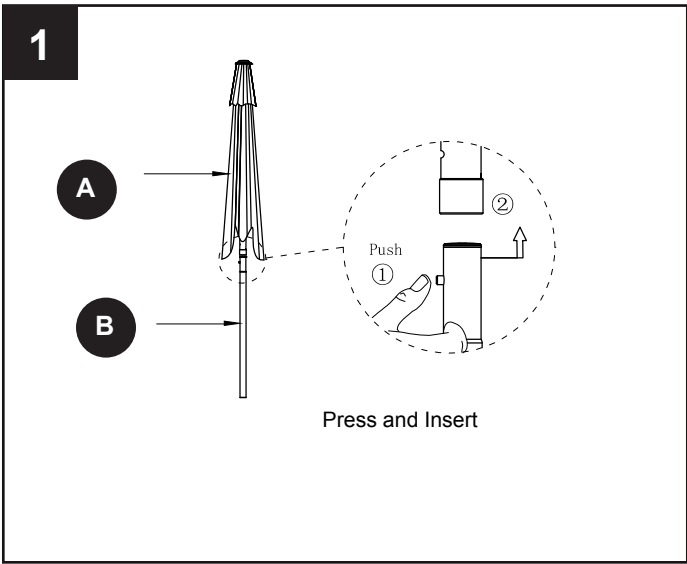
CAUTION

- Do not overtighten any of the bolts as this may damage the threads.
- Repeated assembly can weaken the locking ability of the washers.
- Periodically check all bolted connections on the furniture to make sure they are tight and secure.
- Retain these instructions for future reference.
- Paint on this product might peel off if it is hit or used improperly.
- Use and carry this item with care and apply touch-up paint (not included) when necessary.
- This outdoor furniture is designed and made for personal non-commercial use.
- This item should not be used as a toy or a tool.
- Do not locate the product near any heat source.

PACKAGE CONTENTS



INSTALLATION OVERVIEW



INSTALLATION OVERVIEW

