

APOC SPRAY FOAM SYSTEM TROUBLESHOOTING GUIDE

Equivalent flow of both A-component and B-component is required with all two-component polyurethane systems in order to obtain proper performance, curing and optimum yields. If a problem occurs, the cause is typically due to uneven chemical flow that is caused by a blockage of one of the chemicals.*

PROBLEM	POSSIBLE CAUSE	SOLUTION
Poor chemical flow	Cylinder valves not fully open	Turn cylinder valves counter-clockwise until they stop
	Cylinder valves in incorrect position	Place cylinder valves in upright position
	Damaged rubber gasket in nozzle	Replace nozzle
	Material is too cold	Chemical temperature must be between 70–85°F (21–29°C)
Foam leaking from hose connections	Hoses not tightened	Tighten all hose fittings
	Cross-threaded hose	Replace gun hose assembly
Dark crunchy foam / off-ratio (A-rich)	Material is too cold	Chemical temperature must be between 70–85°F (21–29°C)
	Clogged nozzle	Replace nozzle
	Blockage of one chemical port	Clean gun face and apply petroleum jelly
	Gun crossover	Replace hose
White spongy or shrinking foam / off-ratio (B-rich)	Material is too cold	Chemical temperature must be between 70–85°F (21–29°C)
	Clogged nozzle	Replace nozzle
	Blockage of one chemical port	Clean gun face and apply petroleum jelly
	Gun crossover	Replace hose
Sputtering from nozzle	Propellant off-ratio	Shake the kit for at least 1 minute.
	Cylinders are empty	Switch to new kit
	Clogged nozzle	Replace nozzle
	Hose blockage	Replace hose
*If kit is still not fully operational, stop spraying and contact APOC at 888-891-3536 or info@icpgroup.com.		



A-RICH FOAM:

Crunchy, friable, slow or non curing.
Darker brown in color.



B-RICH FOAM:

Softer, white colored foam, with shrinkage when cured.

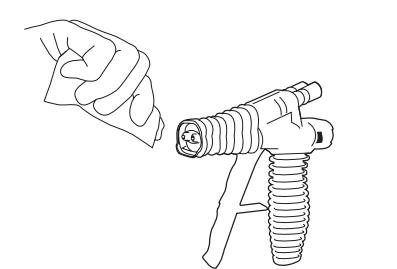


With the nozzle removed, check that both chemicals flow with equivalent force.
Partial or complete blockage of one chemical port will result in off-ratio foam.

*Handi-Gun® being shown for reference only.

NOZZLE CARE & USAGE:

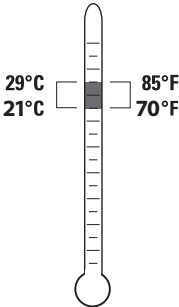
Apply a small amount of petroleum jelly, which is provided with each kit, to help keep the gun face clean from cured foam or contamination that could block one of the chemical ports.



Change nozzles frequently!
Foam will cure inside the nozzle in the same amount of time that foam becomes tack-free in the air.

TEMPERATURE & STORAGE

- Chemical temperature is very important, store kits at or above 70°F (21°C) prior to use.
- Cold chemical may lead to off-ratio flow.
- Optimum chemical temperature is 70–85°F (21–29°C).
- See TDS for formula specific temperature recommendations.



MULTIPURPOSE CLEANER

- All ColorWise® nozzles are easily cleanable and solvent resistant.
- To clean nozzles, liquid chemical must be dissolved prior to its complete chemical reaction by flushing the nozzle with acetone or other suitable solvent.
- Gun face can be kept clean with the use of petroleum jelly on the face or with a soft cloth to remove residue.
- Cleaning a nozzle more than twice is not recommended.

- The A-component chemical may eventually harden and clog the hose if stored for too long.
- The Handi-Gun is disposable and is not intended for continuous re-use.
- For best results, dispense liquid from hose at least once every 3 days.
- Use contents within 30 days of initial use.