

Features

- Large flush actuator plate opening can be removed for easy access to inner tank.
- For use with the K-18829 2x4 In-Wall Tank & Carrier System.
- Dual flush actuator offers a choice of 0.8 or 1.6 gallons per flush (gpf).

Water Conservation & Rebates

- WaterSense® toilets meet strict EPA flushing guidelines, including using at least 20 percent less water than 1.6-gallon toilets.
- Eligible for consumer rebates in some municipalities.







Codes/Standards

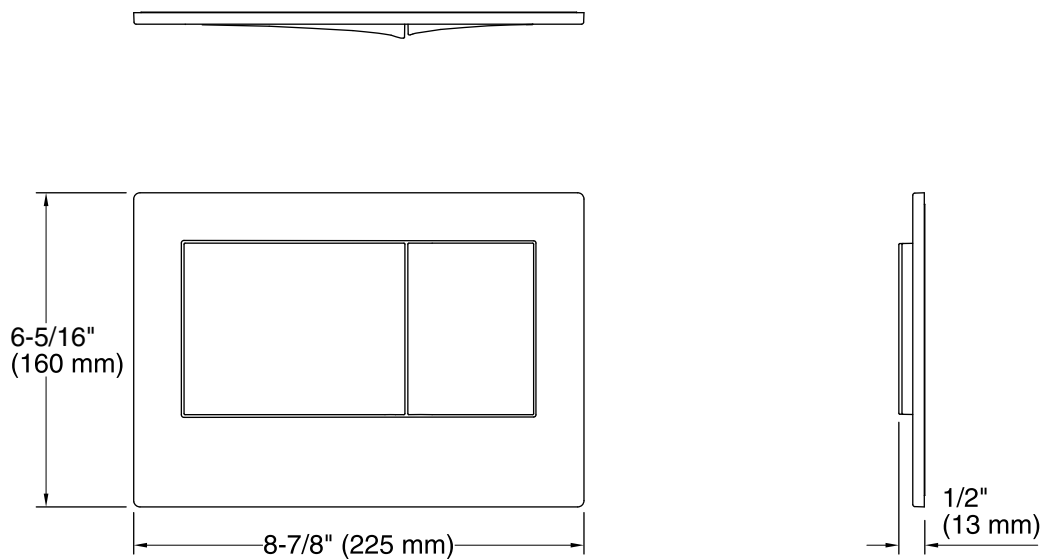
None Applicable

See website for detailed warranty information.

Available Color/Finishes

Color tiles intended for reference only.

Color	Code	Description
	CP	Polished Chrome
	BN	Vibrant® Brushed Nickel
	2BZ	Oil-Rubbed Bronze
	7	Black Black™
	GB1	Glossy Black with Polished Chrome



Technical Information

All product dimensions are nominal.