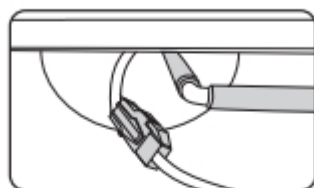
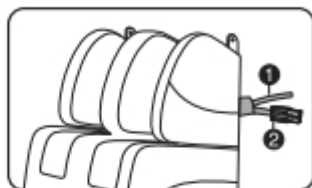


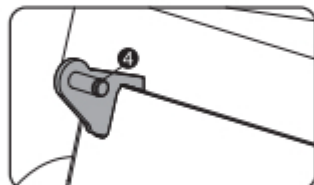
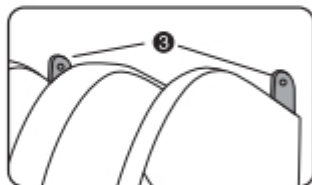
Preparation Before Use

Install Legrest

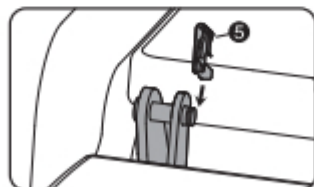
- As shown in the figure, insert the air tube **1** and DC cable **2** into the slots. After connect well, cover with nylon cloth, fastened with cable ties.



- As shown in the figure, install the slots **3** of legrest into fixed part **4**.



- As shown in the figure, insert the lock buckle **5** into each side, installation finished.



Preparation Before Use

Install Backrest Pad and Pillow Pad

- Attach the upper backrest pad to backrest with zipper.
- Attach the pillow pad to backrest pad with zipper.
- Remove the cloth on Velcro, then attach the pillow and pillow pad with Velcro.



Connect power

- Plug the power cord into power inlet, turn on the power switch.

