

BELL+HOWELL

8000 LUMENS
WARM LIGHT

QUADBURST™

360 SHOP LIGHT PRO

800%
BRIGHTER
THAN A 60
WATT BULB



*Easily Screws
Onto Any Standard
Light Socket*



ANGLES
IN ANY
DIRECTION

384
SUPER
BRIGHT
LED LIGHTS



BRILLANT



BRIGHT



SOFT

3 MODES

BELL+HOWELL® QUADBURST 360 ITEM NO. 1244ENG
DISTRIBUTED BY EMSON® NY, NY, 10001 ©2023 EMSON® ALL RIGHTS RESERVED. MADE IN CHINA.

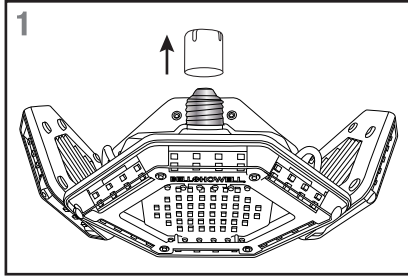
1-800-423-4248

INSTRUCTIONS

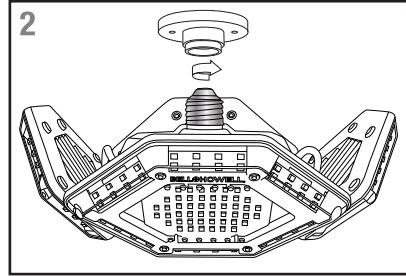
**GREAT FOR: • GARAGES • BASEMENTS • BOILER ROOMS
• CLOSETS • ATTICS & MORE...**

INSTALLATION No tools required.

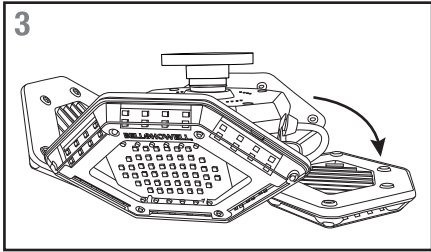
Turn the power OFF using the light switch for that socket before installing the lamp.



Remove the protective cap.



Screw the QuadBurst clockwise to install it. DO NOT OVERTIGHTEN.



Adjust the LED panels to the desired position. Panels move up/down.

4 Turn the QuadBurst ON using the light switch for that socket.

Brilliant mode will turn on.

For **Bright mode**, turn the QuadBurst off and turn it back on.

For **Soft mode**, turn the QuadBurst off and turn it back on.

To return to **Brilliant mode**, turn the QuadBurst off and turn it back on.

SPECIFICATIONS:

- 120V, 60Hz, 1.2A, 80W
- 90 degree adjustable panels
- 8000 Lumens
- 3 modes: Brilliant mode (total of 384 SMD LEDs), Bright mode (192 SMD LEDs), Soft mode (192 SMD LEDs)
- Suitable for E26 socket base

IMPORTANT SAFEGUARDS:

- DUE TO TRIBURST HIGH INTENSITY LED BULBS, DO NOT STARE DIRECTLY INTO THE LED LIGHT.
- RISK OF ELECTRIC SHOCK - USE IN DRY LOCATION ONLY.
- SWITCH OFF THE POWER BEFORE INSTALLING THE LIGHT.
- USE IN OPEN LUMINAIRE ONLY.
- DO NOT USE WITH DIMMERS.
- DO NOT PLACE OBJECTS NEAR THE LIGHT.
- ADDED WEIGHT OF THE DEVICE MAY CAUSE INSTABILITY OF A FREE STANDING PORTABLE LUMINAIRE.
- THIS DEVICE IS NOT INTENDED FOR USE WITH EMERGENCY EXITS.

**THE LEDs ARE NON REPLACEABLE.
FOR INDOOR USE ONLY**

FCC STATEMENT

WARNING: Changes or modifications to this unit not expressly approved by the party responsible for compliance could void the user's authority to operate the equipment.

NOTE: This equipment has been tested and found to comply with the limits for a Class B digital device, pursuant to Part 15 of the FCC Rules. These limits are designed to provide reasonable protection against harmful interference in a residential installation. This equipment generates, uses and can radiate radio frequency energy and, if not installed and used in accordance with the instructions, may cause harmful interference to radio communications.

However, there is no guarantee that interference will not occur in a particular installation. If this equipment does cause harmful interference to radio or television reception, which can be determined by turning the equipment off and on, the user is encouraged to try to correct the interference by one or more of the following measures:

- Reorient or relocate the receiving antenna.
- Increase the separation between the equipment and receiver.
- Connect the equipment into an outlet on a circuit different from that to which the receiver is connected.
- Consult the dealer or an experienced radio/TV technician for help.