



# Deluxe

## 70" H sliding shower door with 1/8"-thick glass

### 572116-3G06

#### Features

- Reversible top track and towel bar allow a choice between rounded or accented design
- Tempered glass ensures enhanced safety and durability
- Continuous guide mechanism for smooth, quiet sliding action and easy cleaning

#### Material

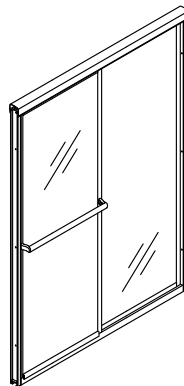
- Framed, 1/8" (3 mm) thick Rain tempered glass
- Anodized aluminum prevents rust and corrosion

#### Installation

- Fits opening widths 43-7/8" – 48-7/8" (1114 – 1241 mm)
- 70" (1778 mm) high, with 67-3/4" (1721 mm) minimum head clearance
- 3/8" (10-mm) out-of-plumb adjustability on each side simplifies installation
- Door can be installed to open to the left or right to suit your bathroom layout
- For residential use only
- Not for use in hospitality

#### Recommended Products/Accessories

K-23723 Faucet cleaner



#### Codes/Standards

ANSI Z97.1  
CAN/CGSB-12.1  
CPSC 16CFR 1201

#### STERLING® Bath and Shower Doors Three-Year Limited Warranty

See website for detailed warranty information.

#### Available Colors/Finishes

*Color tiles intended for reference only.*

| Color | Code | Description |
|-------|------|-------------|
|-------|------|-------------|

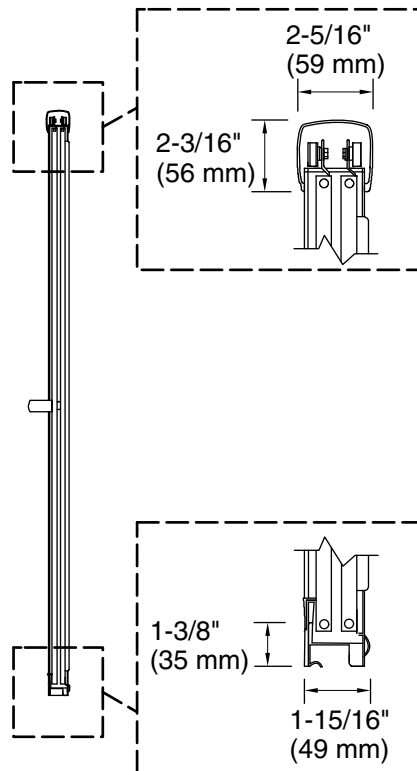
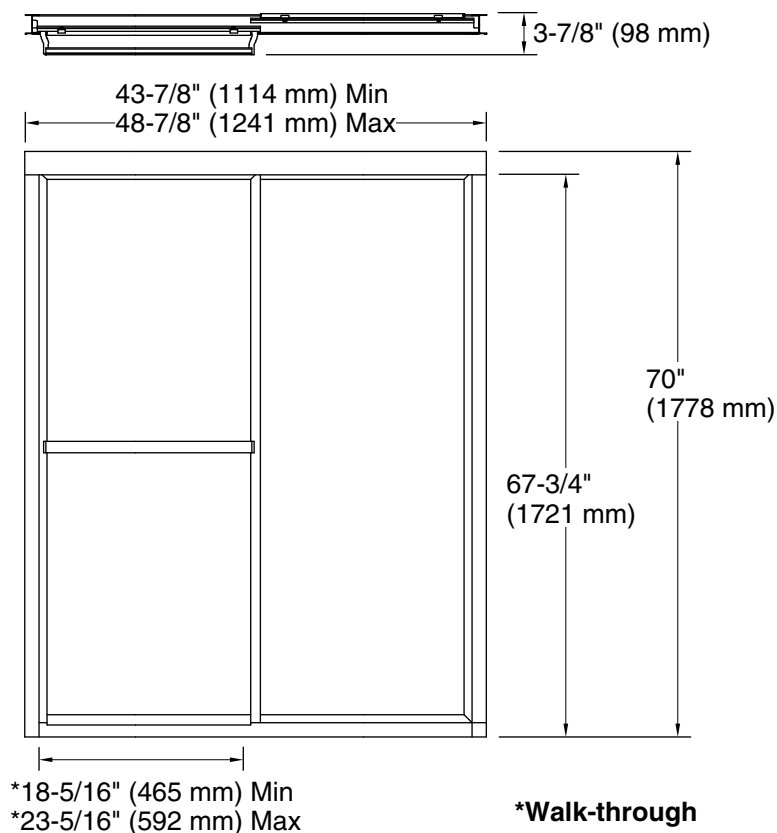


|   |        |
|---|--------|
| S | Silver |
|---|--------|

#### Available Glass Options

| Code | Description |
|------|-------------|
|------|-------------|

|     |      |
|-----|------|
| G06 | Rain |
|-----|------|



### Technical Information

All product dimensions are nominal.

Installation type: Alcove

Base-To-Wall 1/2" (13 mm)

Radius – Max:

### Notes

The vertical opening should be a minimum of 71-1/2" (1816 mm) to allow for installation clearance.