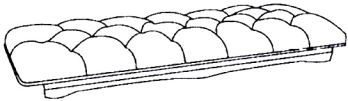
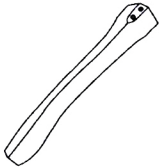



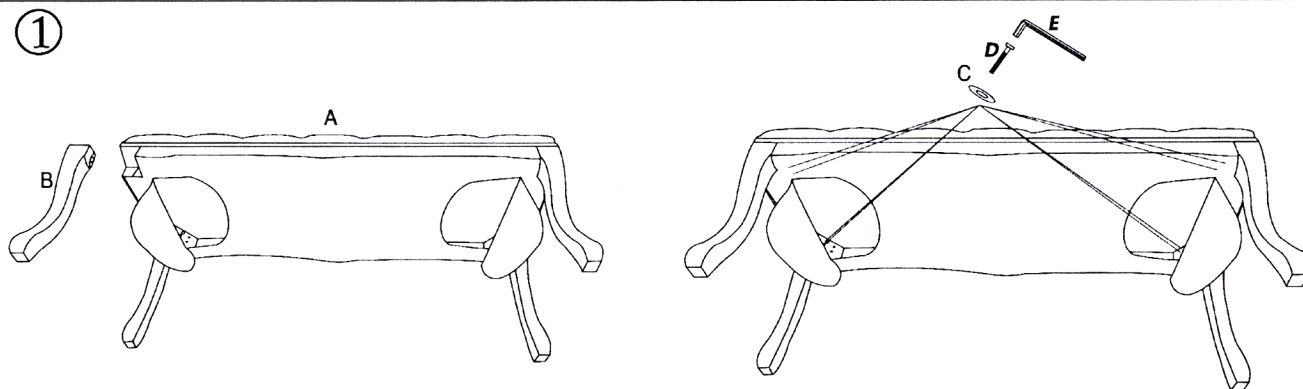



ASSEMBLY INSTRUCTION

| | |
|---|--|
| A x 1  | |
| B x 4  | D x 8  M8 x 65mm |
| C x 8  | E x 1  |
| | |



TIGHTEN 80% OF THE SCREWS AND DO NOT LOCK UNTIL FOUR LEGS ARE ALIGNED THEN LOCK IT



Warning:

DO NOT STAND ON THIS PRODUCT.

DO NOT USE THIS CHAIR AS A STEP LADDER.

DO NOT USE THIS PRODUCT UNLESS ALL BOLTS , SCREWS AND KNOBS ARE FIRMLY SECURED.