



**PENNINGTON**

**THE**  
**Rebels**  
PREMIUM GRASS SEED BRAND



\*\*Photographs are for illustration purposes only.

# SHADY LAWN

TALL FESCUE MIX

FOR NEW LAWNS OR OVERSEEDING



FOR AREAS GETTING  
**2-6 HOURS  
OF SUN**

**40%**  
**MORE ROOTS**<sup>†</sup>



SEE RESULTS IN  
**8-16 DAYS**

COVERS  
UP TO

**1,750** SQ.  
FT.

**7 LBS**  
3.17 Kilograms

**COATED SEED**

This bag contains up to 53% coating material.  
See product label for more information.



# SHADY LAWN

TALL FESCUE MIX

FOR NEW LAWNS OR OVERSEEDING

PENNINGTON

**THE**  
**Rebels**  
PREMIUM GRASS SEED BRAND  
**SHADY LAWN**  
FOR NEW LAWNS OR OVERSEEDING

**PENNINGTON. THE GRASS IS GREENER.™**






With The Rebels® Brand Premium Grass Seed, you'll enjoy a thick, beautiful, dark green lawn. That's the Pennington Guarantee.

**IS SHADY LAWN MIX THE RIGHT SEED FOR YOUR LAWN?**

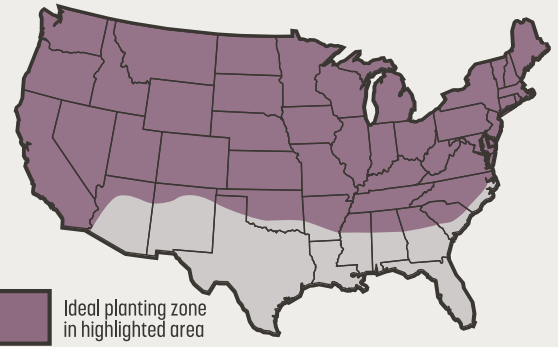
Most grasses require at least four hours of sunlight to survive, which can make growing grass in shady areas a frustrating task. With the premium tall fescue varieties that The Rebels is known for, Shady Lawn Mix offers the ideal solution for these challenging areas.

FEATURED CHARACTERISTICS OF SHADY LAWN MIX

SUN REQUIREMENT <b>2-6 HOURS</b>	PLANTING DEPTH <b>1/4"</b>	SEE RESULTS IN <b>8-16 DAYS</b>	MOWING HEIGHT <b>3"</b>
-------------------------------------	-------------------------------	------------------------------------	----------------------------

SUN TOLERANCE  <b>GOOD</b>	SHADE TOLERANCE  <b>EXCELLENT</b>	DROUGHT TOLERANCE  <b>EXCELLENT</b>	DISEASE RESISTANCE  <b>VERY GOOD</b>	TRAFFIC RESISTANCE  <b>EXCELLENT</b>
--	--	--	---	---

**WHERE WILL THIS SEED GROW BEST?**



**WHEN SHOULD THE SEED BE PLANTED?**

Early Spring or early Fall

**HOW MUCH SEED SHOULD BE USED?**

New Lawns	12 lbs / 1000 sq ft
Overseeding	4 lbs / 1000 sq ft

**4 EASY STEPS**

FOLLOW THESE INSTRUCTIONS TO WOW YOUR NEIGHBORS  
EN CUATRO PASOS SENCILLOS

Siga estas instrucciones para impresionar a sus vecinos

**STEP 1**

**PREPARE**

**FOR BARE SPOTS/NEW LAWNS:**  
Remove debris, then rake the soil to loosen and smooth the top layer.  
PARA ZONAS CON HUECOS O CÉSPED NUEVO: Retire los desechos y luego rastille la tierra para aflojar y suavizar la capa superior.

**FOR OVERSEEDING/THIN AREAS:**  
Start by mowing existing grass as short as possible followed by removing debris. Then rake the soil to loosen and smooth the top layer.  
PARA RESIEMBRA O ZONAS DELGADAS: Corte el césped existente lo mas corto sea posible y elimine los desechos. Luego, rastille la tierra para aflojar y suavizar la capa superior.

**NEW LAWNS**

**OVERSEEDING**

**STEP 2**

**APPLY FERTILIZER**

Apply a starter fertilizer at the manufacturer's recommended rate.  
APLIQUE UN FERTILIZANTE: Aplique la cantidad de fertilizante recomendada por el fabricante.

**STEP 3**

**APPLY SEED**

Spread the seed evenly using a drop, rotary or hand-held spreader according to the recommended spreader settings listed. Rake gently to work your seed & fertilizer into the soil.  
APLICACIÓN: Disemine las semillas de manera uniforme con un esparcidor de caída, rotativo o manual, de acuerdo con las configuraciones recomendadas y enumeradas del esparcidor. Rastille suavemente para que las semillas y el fertilizante germinen en la tierra.

**STEP 4**

**WATER**

Keep the soil moist by watering daily as needed until grass sprouts and reaches about 3" tall.  
RIEGUE: Mantenga la tierra húmeda al regar lo que sea necesario por día hasta que el césped brote y alcance alrededor de 3 pulgadas (7,62 cm) de alto.

RECOMMENDED SPREADER SETTINGS

SPREADER TYPE	OVERSEEDING/ THIN AREAS	BARE SPOTS/ NEW LAWNS
Expert Gardener™ Push Seed Spreader	13	15"
Scotts® Turf Builder® EdgeGuard® Mini Broadcast Spreader	10.5	15"
Scotts® Whirl® Hand-Held Spreader	5	N/A
Sta-Green® 32-lb Broadcast Spreader	9.5	15"

\*Go over twice

**ADDITIONAL CARE TIPS**

- 1 Mow lawn when grass height reaches 3" tall
- 2 Avoid removing more than 1/3 of the total grass blade length at any single mowing
- 3 Hot summers can be stressful on your lawn; increase the mowing height during hot and dry periods to reduce stress on lawn



**MOST IMPORTANTLY - Don't kill the grass before it starts by using weed control (pros call it preemergent) on your lawn until your grass has reached its full mowing height of 3"**

**YouTube**  
**MORE OF A VISUAL LEARNER?**  
Visit us at [youtube.com/penningtoncorp](https://youtube.com/penningtoncorp)

**HOW TO PLANT GRASS SEED**

**LAWN GEEK? US TOO.**  
Check out our content on [pennington.com](https://pennington.com)

**WE STAND BEHIND OUR PRODUCTS.**

If you are not satisfied, please let us know why and contact us about a refund. Keep your bag and proof of purchase.

**MAIL TO:** Pennington Seed, Inc.  
Customer Service Dept.  
PO Box 290  
Madison, GA 30650

**CALL US**  
1.800.285.SEED

**WEBSITE**  
[pennington.com](https://pennington.com)

WARNING: Treated Seed: Do not use for feed, food or oil purposes. Keep out of reach of children. Avoid contact with eyes and skin

NOTICE: The color green as applied to grass seed is a registered trademark that is registered in the U.S. Patent and Trademark Office by Pennington Seed, Inc. Pennington uses the safest colorant available.

†Root development estimates based on plant breeding techniques and scientific research results. Results may vary depending on environmental conditions and management practices. Data on file. Published in Crop Sci. 44:1770-1775 (2004).

Scotts, Turf Builder, Edgeguard, and Whirl are registered trademarks of OMS Investments, Inc. Expert Gardener is a trademark of Wal-Mart Stores, Inc. Sta-Green is a registered trademark of LF, LLC.

Pennington with design, The Grass is Greener, The Rebels Brand, The Rebels, The Rebels with design, and ER Extended Root Seed Varieties with design are trademarks of Pennington Seed, Inc. Central Garden & Pet and Central Garden & Pet with design are trademarks of Central Garden & Pet Company.



300529905 | RB121\_LV2



NOTICE: Arbitration/conciliation/mediation required by several states. Under the seed laws of several states, arbitration, mediation, or conciliation is required as a prerequisite to maintaining a legal action based upon the failure of seed, to which this notice is attached, to produce as represented. The consumer shall file a complaint along with the required filing fee with the commissioner/director/secretary of agriculture, seed commissioner, or chief agricultural officer within such a time as to permit inspection of the crops by the designated agency and the seedsman from whom the seed was purchased. A copy of the complaint shall be sent to the seller by certified or registered mail or as otherwise provided by state statute.