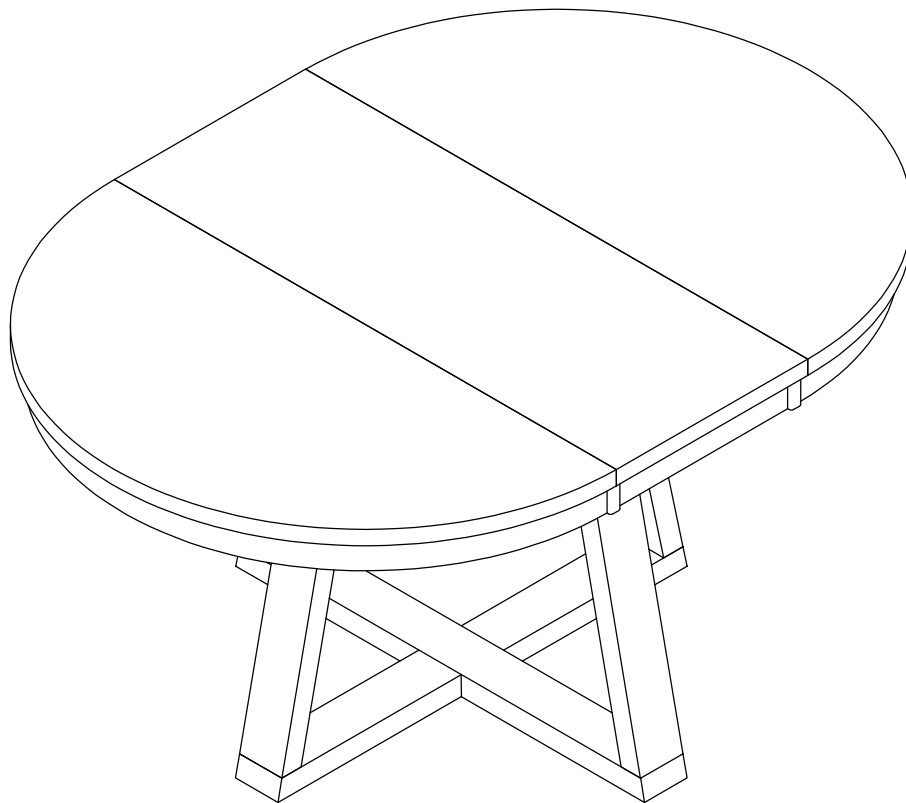


ASSEMBLY INSTRUCCIONES

ITEM NOTE : WF309738

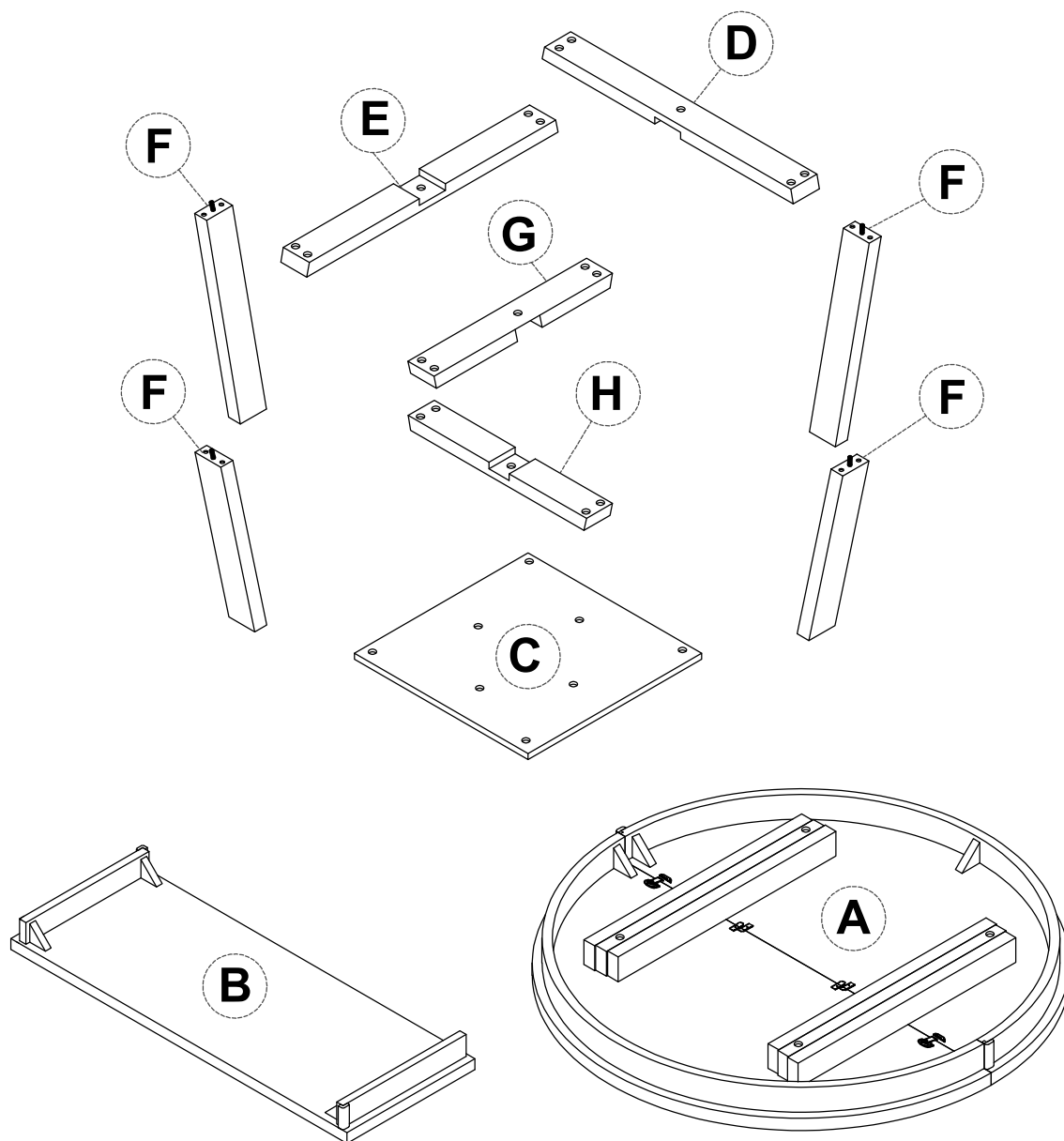
DINING TABLE

If you have any questions, please feel free to contact us.
Email: lowes.team@qualfurn.net

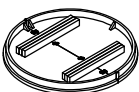
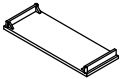








IMPORTANT NOTE:







- ① PLACE ALL PARTS ON A CLEAN AND SMOOTH SURFACE SUCH AS A RUG OR CARPET TO AVOID THE PARTS FROM BEING SCRATCHED.
- ② BEFORE YOU BEGIN, KINDLY FOLLOW THE ASSEMBLY INSTRUCTIONS STEP BY STEP.
- ③ DO NOT TIGHTEN ALL SCREWS AND BOLTS UNTIL THE TABLE IS FULLY SET-UP



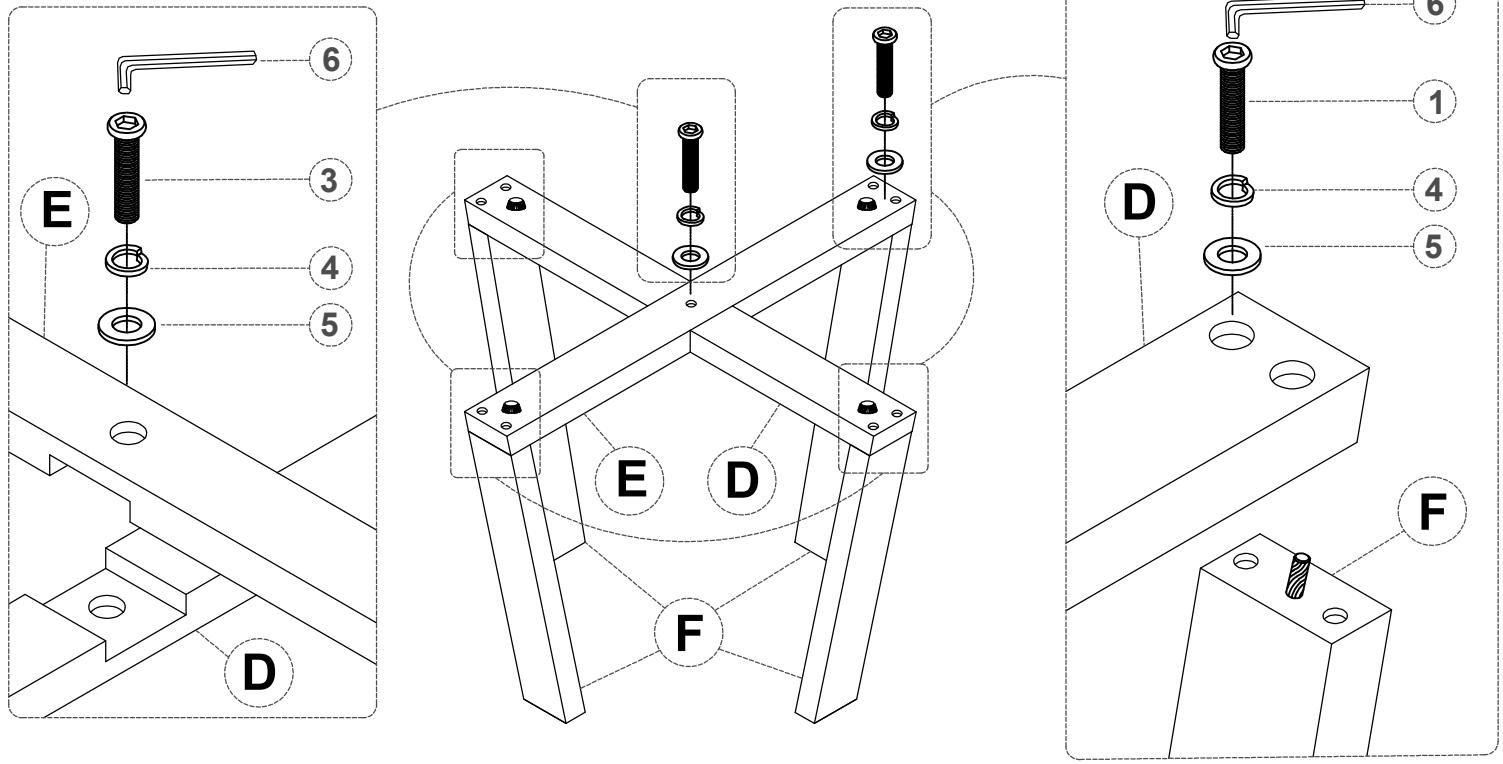
Part List For One

No	Parts Desc.	Q'ty
A	TOP PANEL 	1pcs
B	LFAF 	1pcs
C	MOUNTING PLATE 	1pcs
D	BOTTOM LEGS 	1pcs
E	BOTTOM LEGS 	1pcs
F	LEGS 	4pcs
G	MIDDLE LEGS 	1pcs
H	MIDDLE LEGS 	1pcs

Hardware List For One

No	Hardware Desc.	Q'ty
1	Bolts 5/16"* 60mm 	16pcs
2	Bolts 5/16"* 40mm 	8pcs
3	Bolts 5/16"* 30mm 	2pcs
4	Spring Washer 5/16"* 13mm x 1.5mm 	26pcs
5	Flat Washer 5/16"* 16mm x 1.5mm 	26pcs
6	Allen Key 4mm*60mm 	1pcs

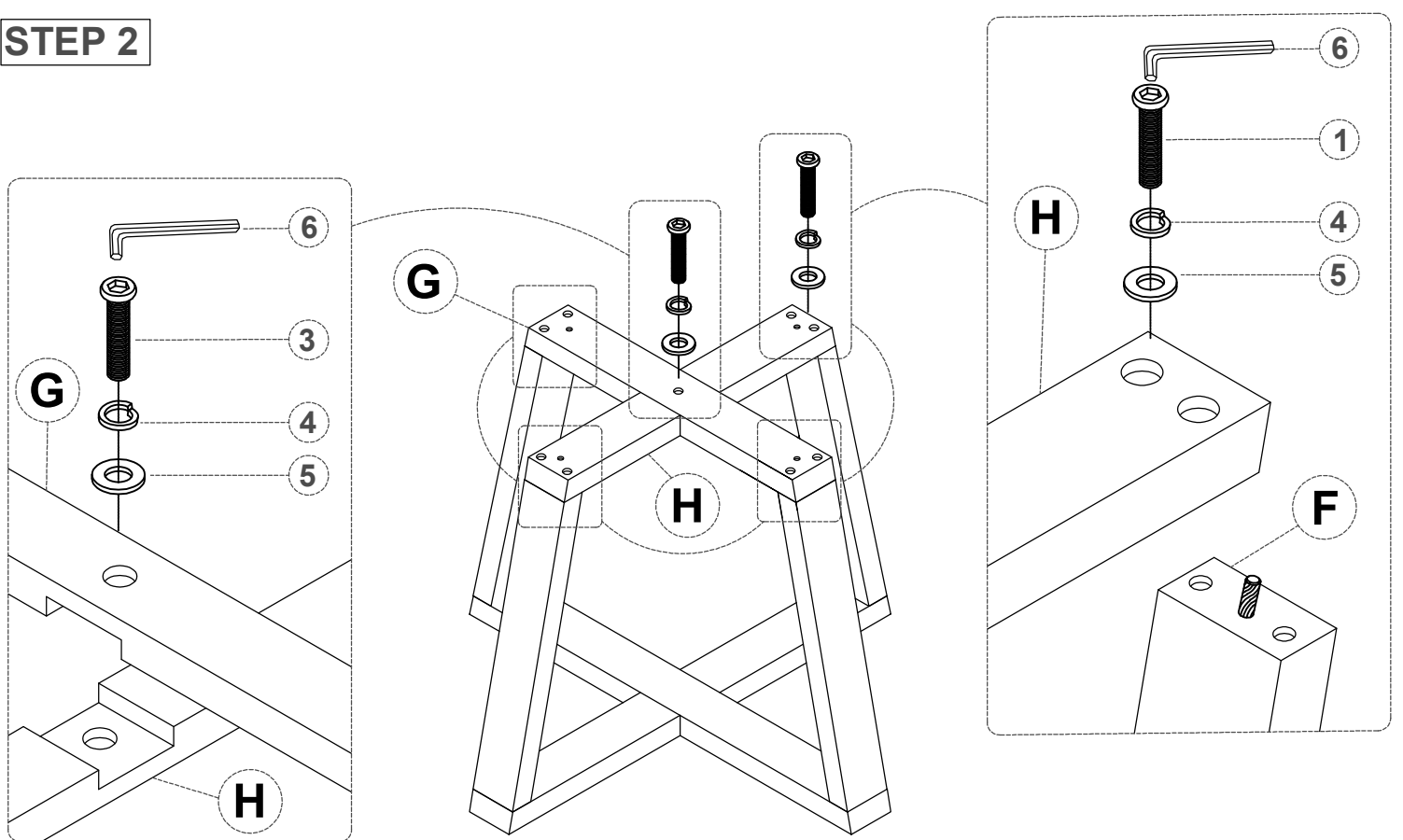
STEP 1



Bolts 5/16 x 30mm ③ x 1	Spring Washer 5/16 x 13mm x 1.5mm ④ x 1	Flat Washer 5/16 x 16mm x 1.5mm ⑤ x 1	Allen Key 4mm x 60mm ⑥ x 1
--	--	--	---

Bolts 5/16 x 60mm ① x 8	Spring Washer 5/16 x 13mm x 1.5mm ④ x 8	Flat Washer 5/16 x 16mm x 1.5mm ⑤ x 8	Allen Key 4mm x 60mm ⑥ x 1
--	--	--	---

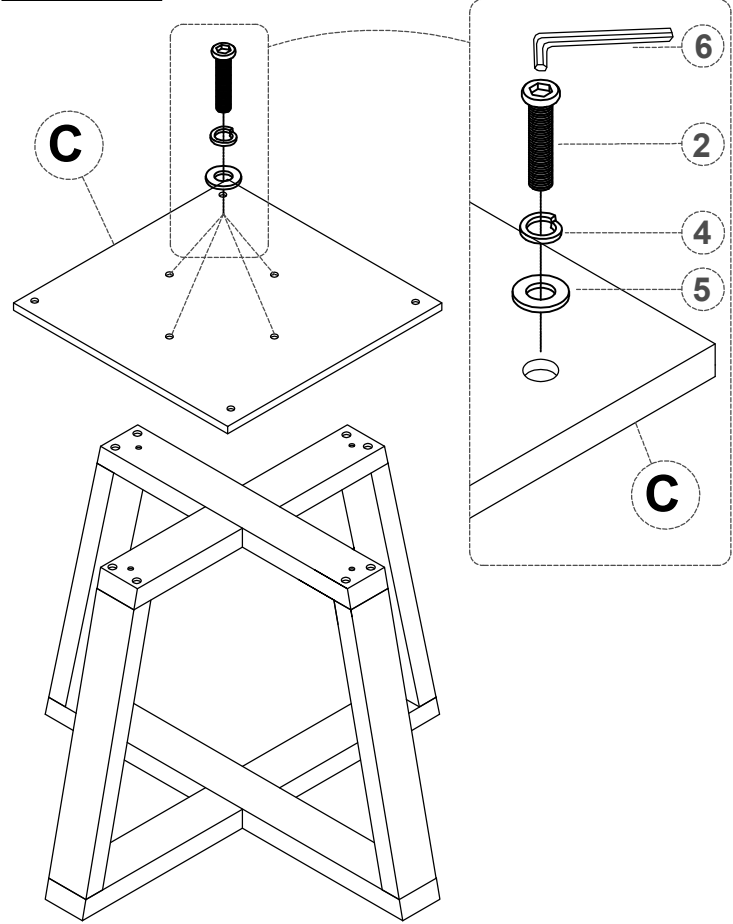
STEP 2







Bolts 5/16 x 30mm ③ x 1	Spring Washer 5/16 x 13mm x 1.5mm ④ x 1	Flat Washer 5/16 x 16mm x 1.5mm ⑤ x 1	Allen Key 4mm x 60mm ⑥ x 1
--	--	--	---

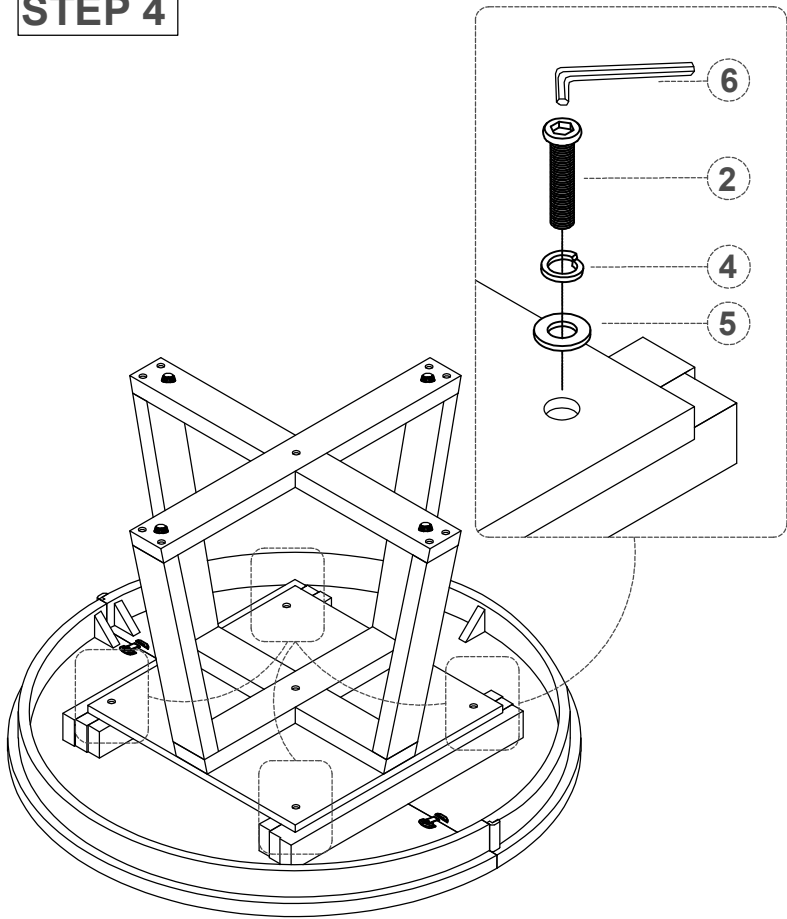
Bolts 5/16 x 60mm ① x 8	Spring Washer 5/16 x 13mm x 1.5mm ④ x 8	Flat Washer 5/16 x 16mm x 1.5mm ⑤ x 8	Allen Key 4mm x 60mm ⑥ x 1
--	--	--	---


STEP 3



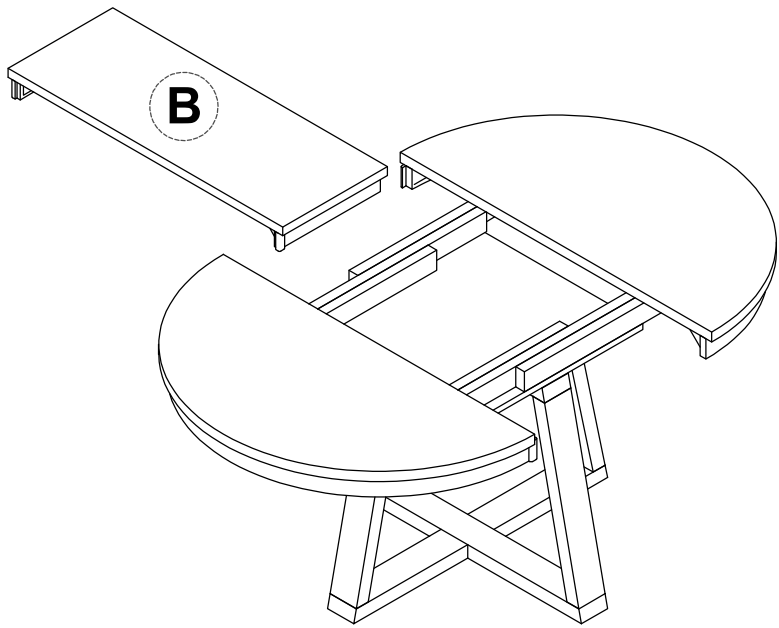
Bolts 5/16 x 40mm  ② x 4	Spring Washer 5/16 x 13mm x 1.5mm  ④ x 4	Flat Washer 5/16 x 16mm x 1.5mm  ⑤ x 4	Allen Key 4mm x 60mm  ⑥ x 1
---	--	--	---

STEP 4



Bolts 5/16 x 40mm  ② x 4	Spring Washer 5/16 x 13mm x 1.5mm  ④ x 4	Flat Washer 5/16 x 16mm x 1.5mm  ⑤ x 4	Allen Key 4mm x 60mm  ⑥ x 1
--	--	--	---

STEP 5



FINISH

