

### Features

- Two Lever handles offer separate control of hot and cold water
- 8-5/8" (219 mm) spout reach
- 1.2 gpm (4.5 lpm) maximum flow rate at 60 psi (4.14 bar)
- Fluid design lines for ease of cleaning
- Coordinates with other products in the Parallel collection

### Material

- Solid-brass construction for durability and reliability
- KOHLER® finishes resist corrosion and tarnishing

### Installation

- Wall-mount

### Required Products/Accessories

For wall-mount installation  
K-410-K Wall-mount Valve

### Recommended Products/Accessories

K-23726 Drain treatment  
K-23723 Faucet cleaner  
K-21897 Double toilet paper holder  
K-23524 18" towel bar  
K-23525 24" towel bar  
K-23526 Towel arm  
K-23527 Vertical toilet paper holder  
K-23528 Pivoting toilet paper holder  
K-23529 Robe hook

### Optional Products/Accessories

K-7107 Decorative Drain  
K-7108 Decorative Drain  
K-7129 Drain  
K-7129-A Bathroom sink grid drain with overflow  
K-33151 Clicker drain without overflow  
K-25322 Clicker drain with overflow



ADA

CSA B651

OBC

### Codes/Standards






ASME A112.18.1/CSA B125.1  
NSF/ANSI/CAN 61  
NSF/ANSI/CAN 372  
All applicable US Federal and State material regulations  
DOE - Energy Policy Act 1992  
EPA WaterSense®  
California Energy Commission (CEC)  
ADA  
ICC/ANSI A117.1  
CSA B651  
OBC  
IAPMO Certification

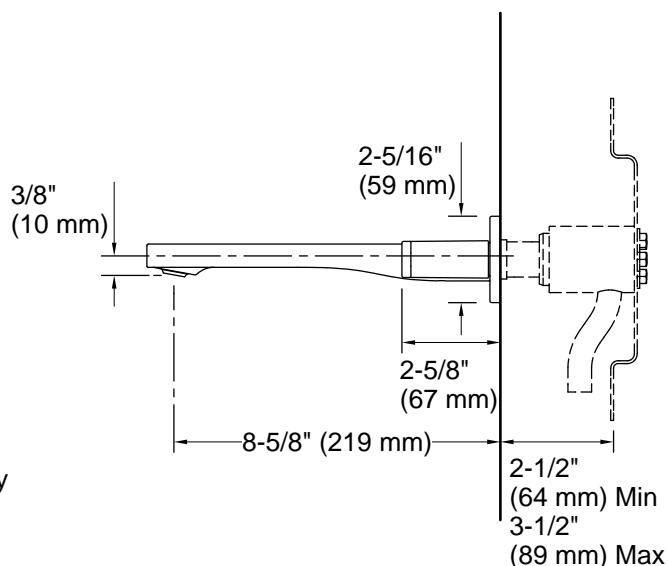
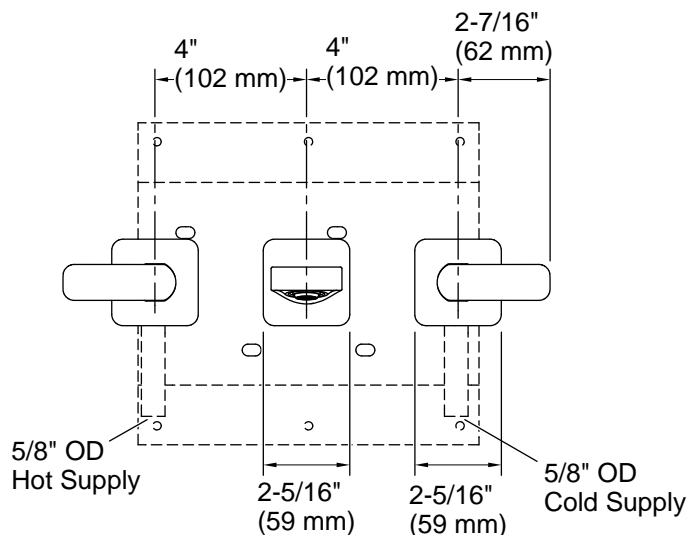
### KOHLER® Faucet Lifetime Limited Warranty

See website for detailed warranty information.

### Available Colors/Finishes

*Color tiles intended for reference only.*

Color	Code	Description
	CP	Polished Chrome
	SN	Vibrant® Polished Nickel
	AF	Vibrant® French Gold
	BN	Vibrant® Brushed Nickel
	BV	Vibrant® Brushed Bronze



### Technical Information

All product dimensions are nominal.

#### Faucet:

Flow rate: 1.2 gal/min (4.5 l/min)

Drain included: No

Drain with overflow: Yes

#### Spout:

Spout reach: 8-5/8" (219 mm)

#### Handshower:

Rated maximum flow: 0 gal/min (0 l/min)

### Notes

Install this product according to the installation instructions.

ADA, OBC, CSA B651 compliant when installed to the specific requirements of these regulations.