



# Whitehaven®

## Undermount single-bowl farmhouse kitchen sink

### K-6487

#### Features

- 30" (762 mm) minimum base cabinet width.
- Single bowl.
- 9" (229 mm) depth provides generous workspace.
- Tall 8-13/16" (224 mm) apron.
- Self-Trimming® apron overlaps cabinet face for easy installation and beautiful results.
- Bowl slopes toward drain to minimize water pooling.
- Offset drain increases workspace in the sink and storage space underneath.

#### Material

- KOHLER® enameled cast iron.

#### Installation

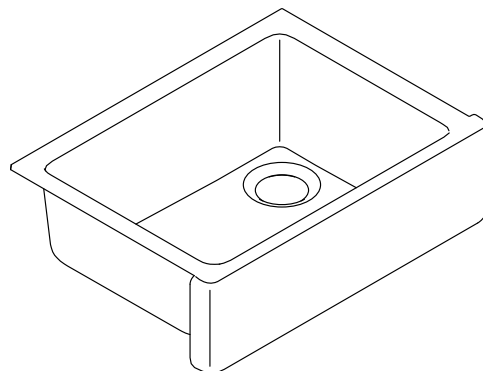
- Cutout templates included.
- Undermount.

#### Recommended Products/Accessories

K-6638 Sink racks for 30" Whitehaven®  
K-8801 Sink drain and strainer with tailpiece  
K-8799 Sink drain and strainer basket  
K-23726 Drain treatment  
K-23725 Cast iron cleaner

#### Optional Products/Accessories

K-11352 Disposal Flange with Stopper  
K-9000 P-Trap



#### Codes/Standards











ASME A112.19.1/CSA B45.2

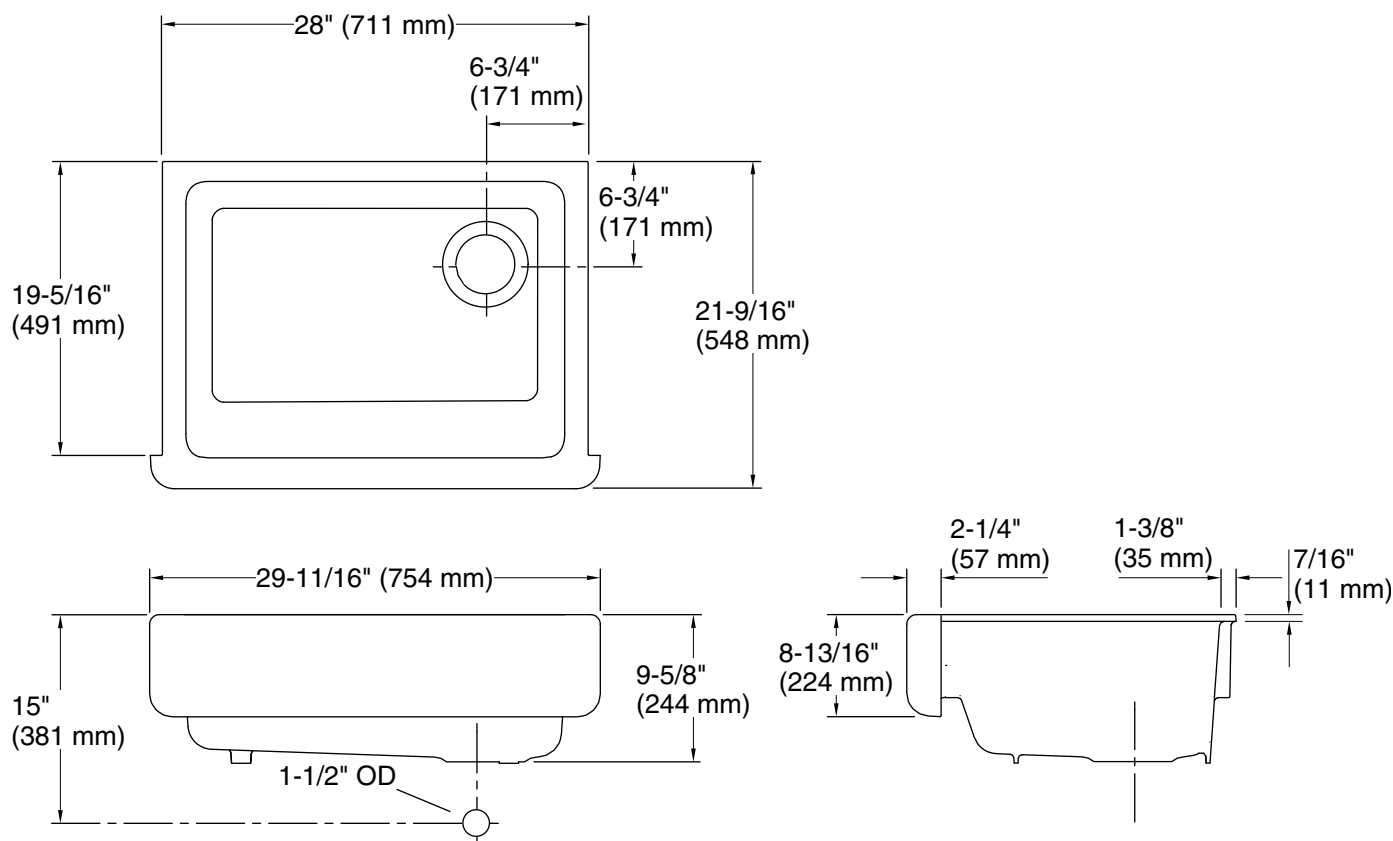
#### KOHLER® Enameled Cast Iron Kitchen and Bathroom Sink Lifetime Limited Warranty

See website for detailed warranty information.

#### Available Colors/Finishes

*Color tiles intended for reference only.*

Color	Code	Description
	0	White
	FF	Sea Salt™
	96	Biscuit
	NY	Dune
	95	Ice™ Grey
	K4	Cashmere
	58	Thunder™ Grey
	7	Black Black™
	DGB	Indigo Blue
	PLM	Black Plum



## Technical Information

All product dimensions are nominal.

Bowl configuration:	Single
Installation:	Undermount
Min. base cabinet width:	30" (762 mm)
Bowl area (Only):	Length: 24-3/4" (629 mm) Width: 18-1/16" (459 mm) Bowl depth: 9" (229 mm)
Drain hole:	3-5/8" (92 mm)
Template:	1156909-7, required, included 1157000, required, included

## Notes

Install this product according to the installation instructions.

**IMPORTANT!** The distance from the top edge of the cabinet to the top of the cabinet door must be at least 9" (229 mm) to install this sink.

**NOTICE:** Countertop manufacturer or cutter must use the cutout template provided with the product, or a current one provided by Kohler Co. (call 1-800-4-KOHLER). Kohler Co. is not responsible for cutout errors when the incorrect cutout template is used.