

UTILITY CART

MODEL 8376

- SPECIFICATIONS:

Part Number: 108376
Load Capacity: 400 lbs.
Load Size: 10 Cubic Feet
Overall Dimensions: 65" x 29" x 29"
Overall Weight: 49 lbs.
Body Dimensions: 52" x 29" x 13"
Tires: 20" Spoked Wheels with Solid Tire
Instruction P/N 105341



Please contact customer service directly at the E-mail or phone number listed below for any quality issues. **ONCE USED THIS PRODUCT CANNOT BE RETURNED TO STORE.**

***** Warranty cannot be honored without an original, dated receipt *****

***** REGISTER YOUR PURCHASE ONLINE AT CLAMOUTDOORS.COM AND BE ENTERED INTO DRAWING***

WARRANTY INFORMATION

IMPORTANT-PLEASE READ:

CLAM OUTDOORS INC. warrants to the original retail purchaser its product be free from manufacturers defects for (3) years from the date of the original purchase. Clam Outdoors Inc will replace or repair any part found defective within the (3) years time limit. All parts must be returned to Clam Outdoors Inc. Before returning any parts, you must first call or write and acquire a return authorization. All returns must be returned postage-prepaid and include the original cash register receipt (date and purchase price).

To submit a warranty claim request, please use one of the following methods:

- Customer Service Hrs: 9am to 4pm, Monday – Friday Central Standard Time
- Clam Corporation
Attn: Customer Service – Warranty Department
12135 Brockton Lane
Rogers, MN 55369
- Phone: 763-231-4120
- Fax: 763-231-4121
- Email: customerservice@clamcorp.com
- Website: Clamoutdoors.com

The warranty does not apply to any Polar Trailer which has been subjected to an accident, improper installation, modification, adjustment, repair, misuse, misapplication, neglect, including but not limited to improper maintenance, or use of unauthorized parts or attachments.

LIMITATION OF LIABILITY

It is expressly understood that Clam Outdoors Inc. liability for its products, whether due to breach of warranty, negligence, strict liability, or otherwise, is limited to the repair of the product as stated above. Clam Outdoor Inc. is not liable for any injury, loss, damage, or expense, whether direct or consequential, including but not limited to loss of use, income, profit, or damage to material arising in connection with the sale, installation, use of, inability to use, or the repair or replacement of Clam Outdoor Inc. products. Clam Outdoor Inc. reserves the right to make alterations or modifications in its products at any time, which in its opinion, may improve the performance and efficiency of the product. It shall not be obligated to make such alterations or modifications to products already in service.

WARNING:

- **THIS PRODUCT IS INTENDED FOR USE IN LAWN CARE AND HOME APPLICATIONS.**
- **DO NOT TOW BEHIND A VEHICLE OR USE ON A HIGHWAY OR IN ANY HIGH SPEED APPLICATION.**
- **THIS PRODUCT HAS BEEN DESIGNED FOR OFF-ROAD USE ONLY.**

Transporting Loads Safely

- Stopping distance increases with speed and weight of load. Travel slowly and allow extra time and distance to stop.
- Excessive load can cause loss of traction and loss of control on slopes. Reduce payload weight when operating on slopes.
- Never allow children or others in or on equipment.
- Do not attach the Utility Cart to any powered vehicle.
- Follow the manufacturer's recommendations for weight limits.
- Do not turn sharply. Use additional caution when turning or operating under adverse surface conditions.

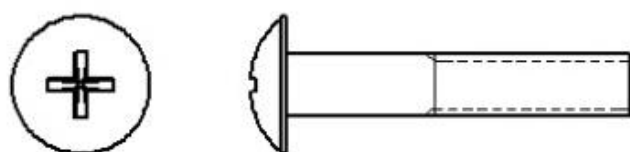
Keep Riders off Utility Cart

- Keep riders off of the Utility Cart.
- Riders are subject to injury, such as being struck by objects or being thrown off the attachment during sudden starts, stops and turns.
- Riders obstruct the operator's view, resulting in the Utility Cart being used in an unsafe manner.

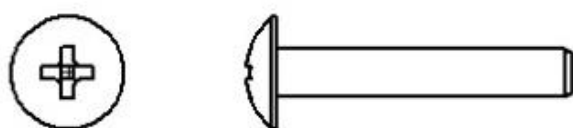
PARTS LIST

QTY	PART NO.	DESCRIPTION
1	102612	BASE, CURVED
1	105341	INSTRUCTION, CART
2	102595	20" SPOKED WHEELS
1	104257	REMOVABLE LABEL, UTILITY CART
1	105342	INNERPACK, UTILITY CART <i>(INCLUDE THE FOLLOWING)</i>
1	105339	HANDLE, TOP, UTILITY CART
1	102609	ASSY, TUBE CAP, LEG
1	102599	WELDMENT, AXLE, 20" HANDCART
2	105344	ASSY, HANDLE, SIDE, UTILITY CART
1	102601	KIT, HARDWARE, HAND CART <i>(INCLUDES THE FOLLOWING)</i>
2	102201	SPRING COTTER PIN
11	102605	SCREW, 5/16-18 X 1.75 THMSCZ
5	102607	WASHER, .75 USS SAE STANDARD YZ
12	102606	5/16 - 18 THIN NYLOCK CZ
12	102035	WASHER, 5/16 WIDE FLAT
3	101473	SCREW, 1/ 4-20 X 1.50 PTH GR2
3	101163	NUT, 1/4-20 NYLOCK

FASTENERS



11X 102605



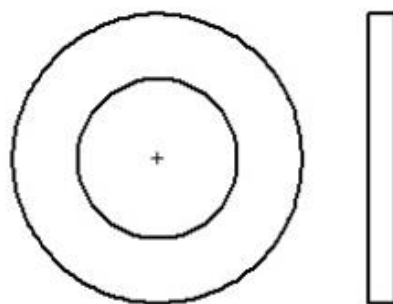
3X 101473



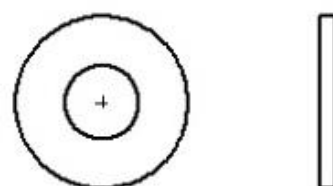
3X 101163



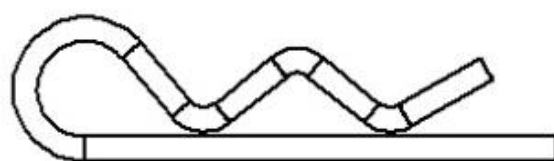
12X 102606



5X 102607



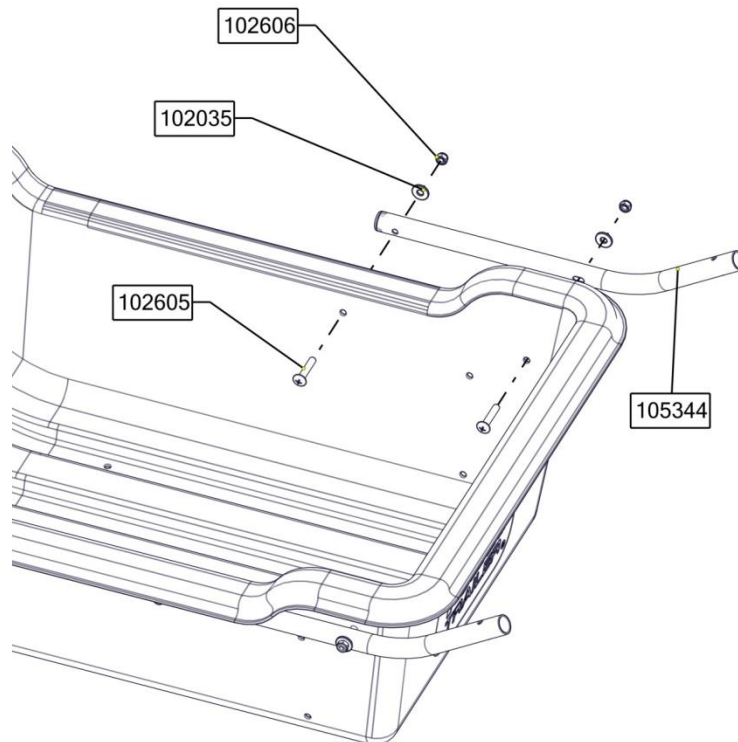
12X 102035



2X 102201

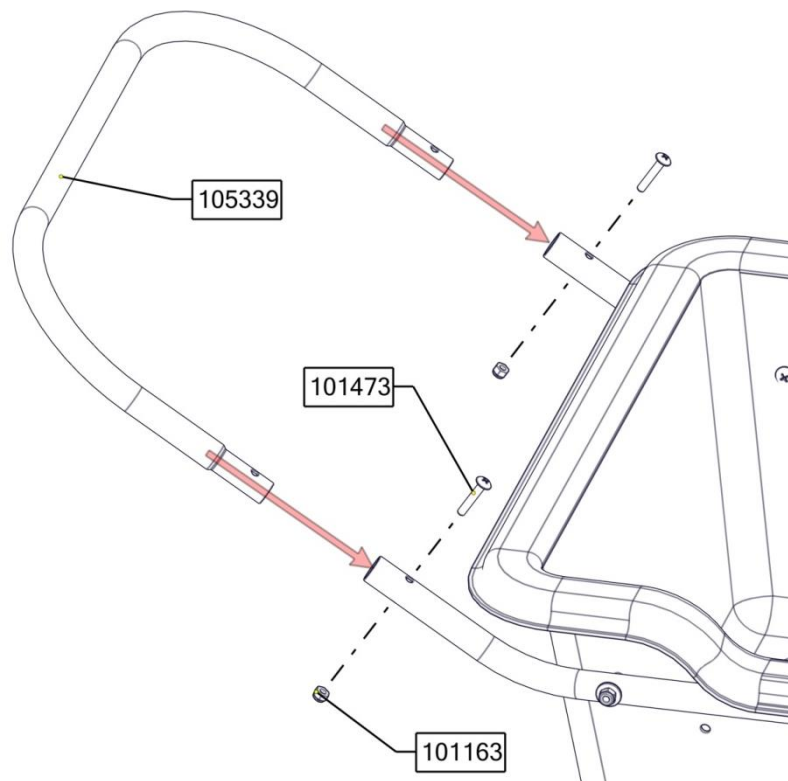
STEP-1

1. **LOOSELY** INSTALL ONE SIDE HANDLE (105344) TO EACH SIDE OF TRAILER BASE AS SHOWN.



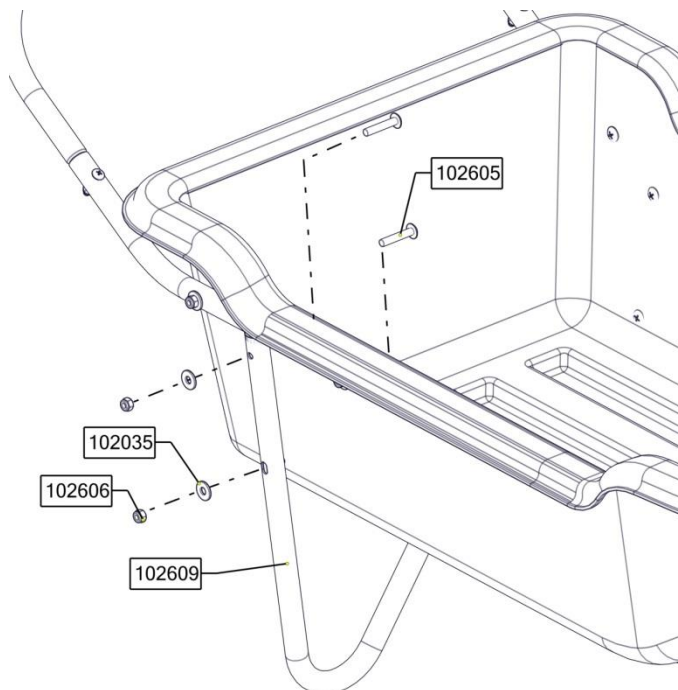
STEP-2

1. ASSEMBLE THE HANDLE (105339) TO THE SIDE HANDLES AS SHOWN AND SECURELY TIGHTEN ALL FASTENERS AT THIS POINT INCLUDING THOSE FROM STEP-1.



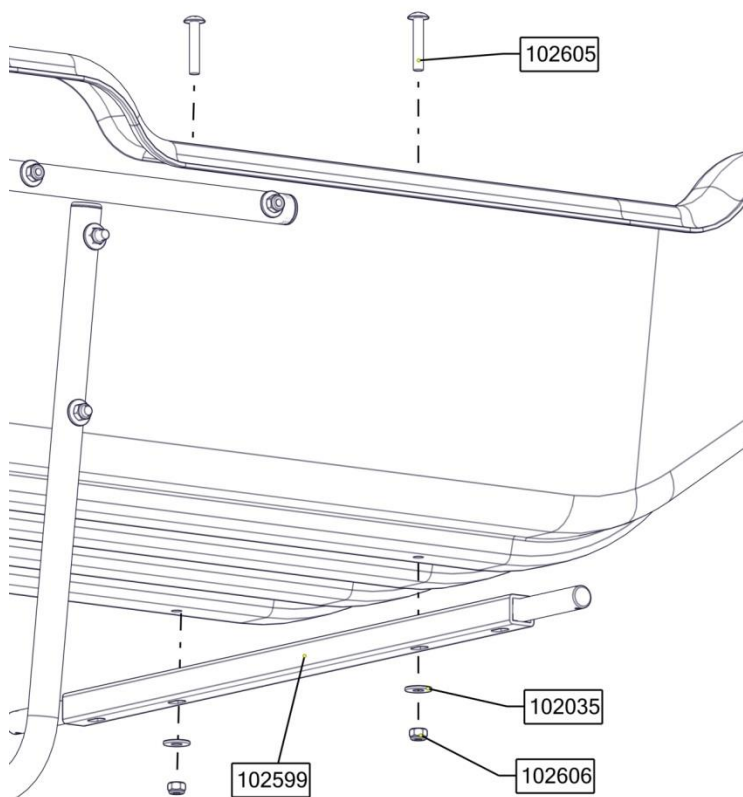
STEP-3

1. ASSEMBLE THE LEG (102609) BOTH SIDES OF THE BASE AS SHOWN AND TIGHTEN SECURELY.



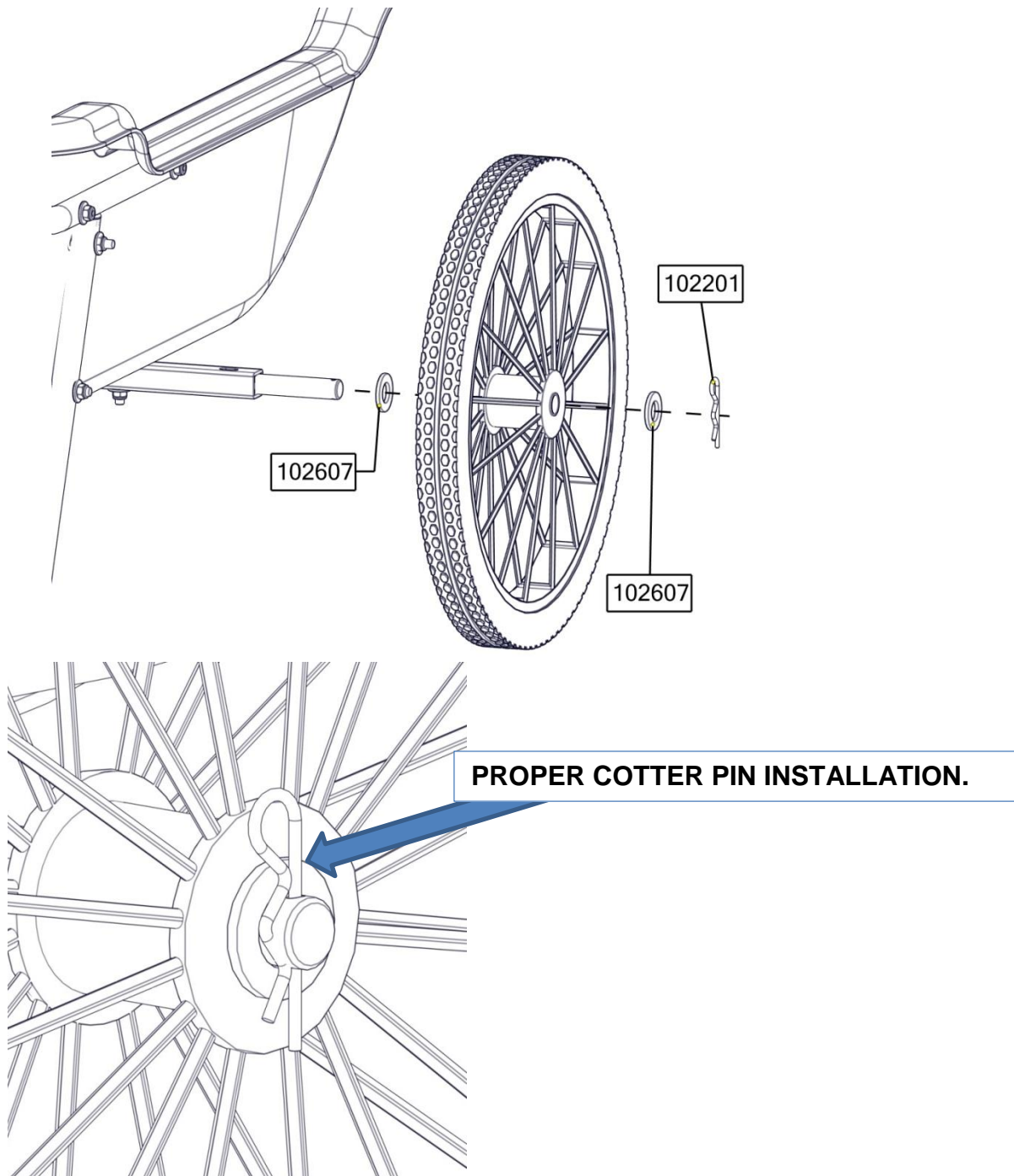
STEP-4

1. ASSEMBLE THE AXLE (102599) TO BOTTOM SIDE OF BASE AS SHOWN AND TIGHTEN SECURELY.



STEP-5

1. ASSEMBLE THE WHEELS (102595) TO AXLE AS SHOWN AND SECURE IN PLACE WITH COTTER PIN (102201)



Thank you for purchasing the HD Utility Cart. Visit our website at clamoutdoors.com for other exciting and innovative products.