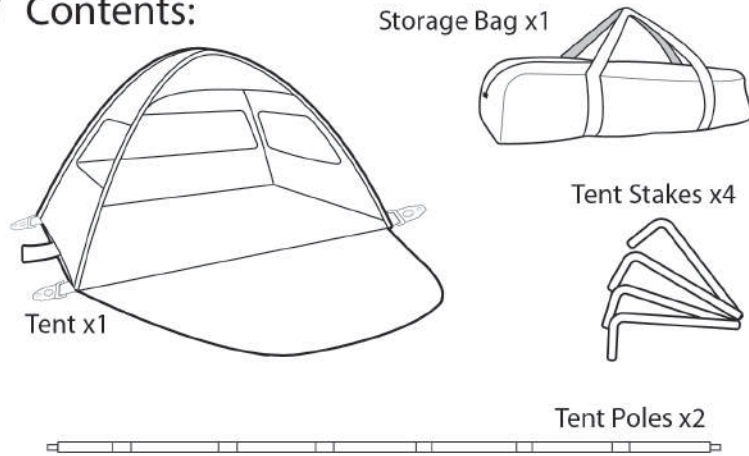


TENT ASSEMBLY INSTRUCTIONS



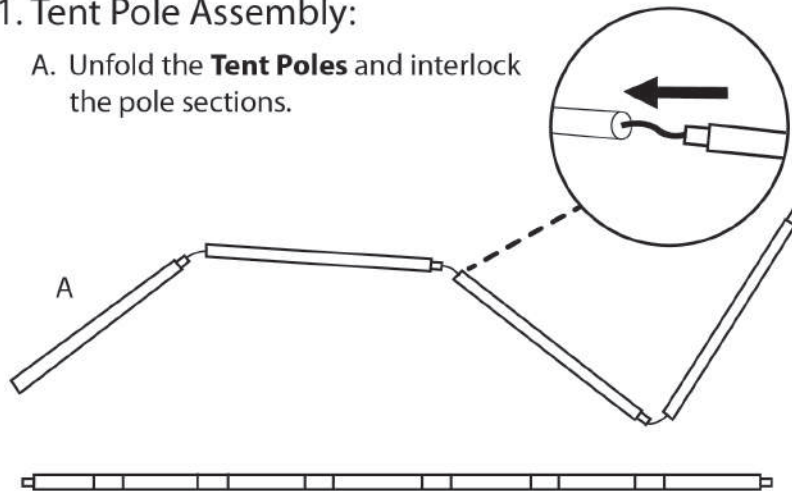
Contents:



ASSEMBLY:

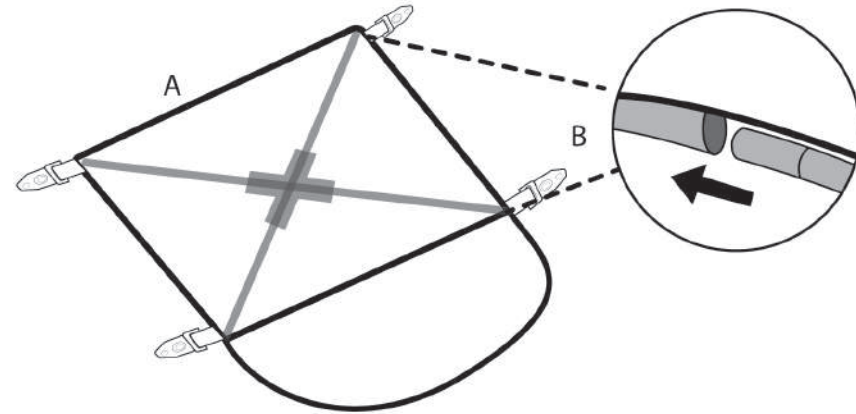
1. Tent Pole Assembly:

- A. Unfold the **Tent Poles** and interlock the pole sections.



2. Joining Tent Poles & Tent:

- A. Lay the **Tent** flat on a flat soft surface.
- B. Slide both **Tent Poles** through the **Pole Sleeves** (x2).



3. Securing Tent:

- A. Tie the strings at the tents top.
- B. Insert the **Tent Pole** ends into (x4) tabs on the tent floor to secure the tent.
- C. Press the **Tent Stakes** (x4) through the Stake Rings on the four corners of the tent into a soft grass or dirt surface.

