

Features

- Vitreous china.
- Elongated bowl
- Equipped with Sloan FLUSHMATE®— Sloan® Valve Company.
- Polished chrome trip lever.
- Less seat and supply.
- 12" (305 mm) rough-in.
- 1.0 gpf (3.8 lpf).
- 2-1/4" (57 mm) glazed trapway.
- 11-1/2" (292 mm) x 9-1/2" (241 mm) water area.
- 30-1/8" (765 mm) x 21-1/4" (540 mm) x 31-1/4" (794 mm).

Recommended Accessories

K-4636 Cachet® Quiet-Close™ Elongated Toilet Seat
K-5588 Purefresh® Elongated Toilet Seat
K-4108 C3®-230 Elongated Cleansing Toilet Seat
K-5420 Low-Profile Bolt Caps

Components

Product includes:

K-4304 Toilet Bowl
K-4484 Toilet Tank

Additional included component/s: Tank cover, and Trip lever.



ADA

CSA B651

OBC

Codes/Standards





ASME A112.19.2/CSA B45.1
DOE - Energy Policy Act 1992
EPA WaterSense®
ADA
ICC/ANSI A117.1
CSA B651
OBC

KOHLER® One-Year Limited Warranty

See website for detailed warranty information.

Available Color/Finishes

Color tiles intended for reference only.

Color	Code	Description
	0	White
	96	Biscuit
	47	Almond
	7	Black Black™

