

ITEM NO. 3803809 / MODEL NO. 6623550000


**3672TFS****MANSFIELD®**

72" x 36" x 21-1/2", Acrylic, Pro-Fit® Bathtub, Left-Hand

**FEATURES**

- High gloss, easy-to-clean acrylic with fiberglass reinforcement
- Standard bathtub provides a simple and relaxing soak
- Rectangular model with left-hand end drain
- Pre-leveled legs for easy installation
- Integrated dual armrests for bather's comfort
- Integrated tile flange and apron with removable access panels
- Spacious bathing well designed for one-person comfort
- 1-year limited warranty on acrylic
- Installation: Alcove
- Available in White

**COMPONENTS**

MODEL #	DESCRIPTION	CODES/STANDARDS
6623550000	72" x 36" x 21-1/2" Rectangular Pro-Fit® Bathtub, left-hand. Drain not included.	
<b>ACCESSORIES</b>		
<b>CAB-</b>	Cable Overflow Drain (White — 1330, Chrome — 1335, Everbrass — 1336, Brushed Nickel — 1337, Oil Rubbed Bronze — 1338, Matte Black — 1339)	
<b>TIP-</b>	Tip Toe Overflow Drain (Chrome — 1335, Everbrass — 1336, Brushed Nickel — 1337, Oil Rubbed Bronze — 1338, Matte Black — 1339)	



ITEM NO. 3803809 / MODEL NO. 6623550000

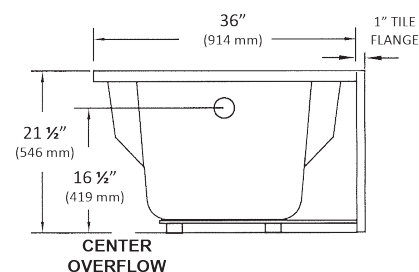
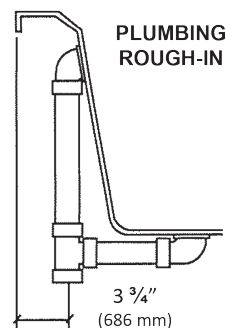
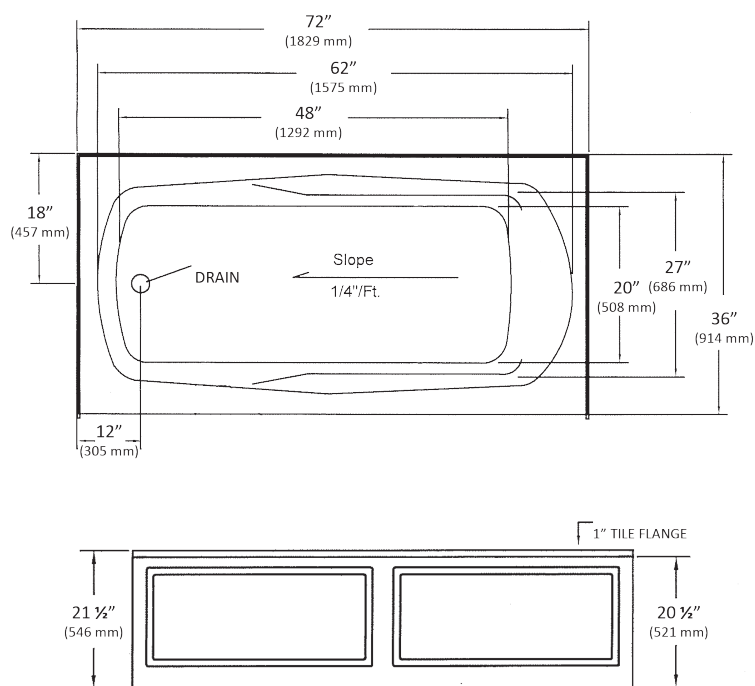
**3672TFS****MANSFIELD®**

72" x 36" x 21-1/2", Acrylic, Pro-Fit® Bathtub, Left-Hand

**SPECIFICATIONS**

<b>MATERIAL</b>	Acrylic, fiberglass reinforced
<b>CONSTRUCTION</b>	Self contained bathtub mounted on a pre-leveled base.
<b>WATER CAPACITY</b>	38 gal. (min.) / 52 gal. (max)

<b>SOAKING DEPTH</b>	13-1/4"
<b>FLOOR LOADING WEIGHT</b>	47 lbs. sq.ft.
<b>SHIPPING WEIGHT</b>	Model 6623550000 - 120 lbs. (54 kg)
<b>WARRANTY</b>	Acrylic - 1-Year

**TECHNICAL INFORMATION****Note:** these dimensions are nominal and subject to change without notice.**NOTES:**

1. Measurements may vary 1/4" (+/-).
2. Apron is integral with optional removable access panels.
3. Removable access panel provides access to blower/motor.
4. Specify LH or RH drain when ordering.

