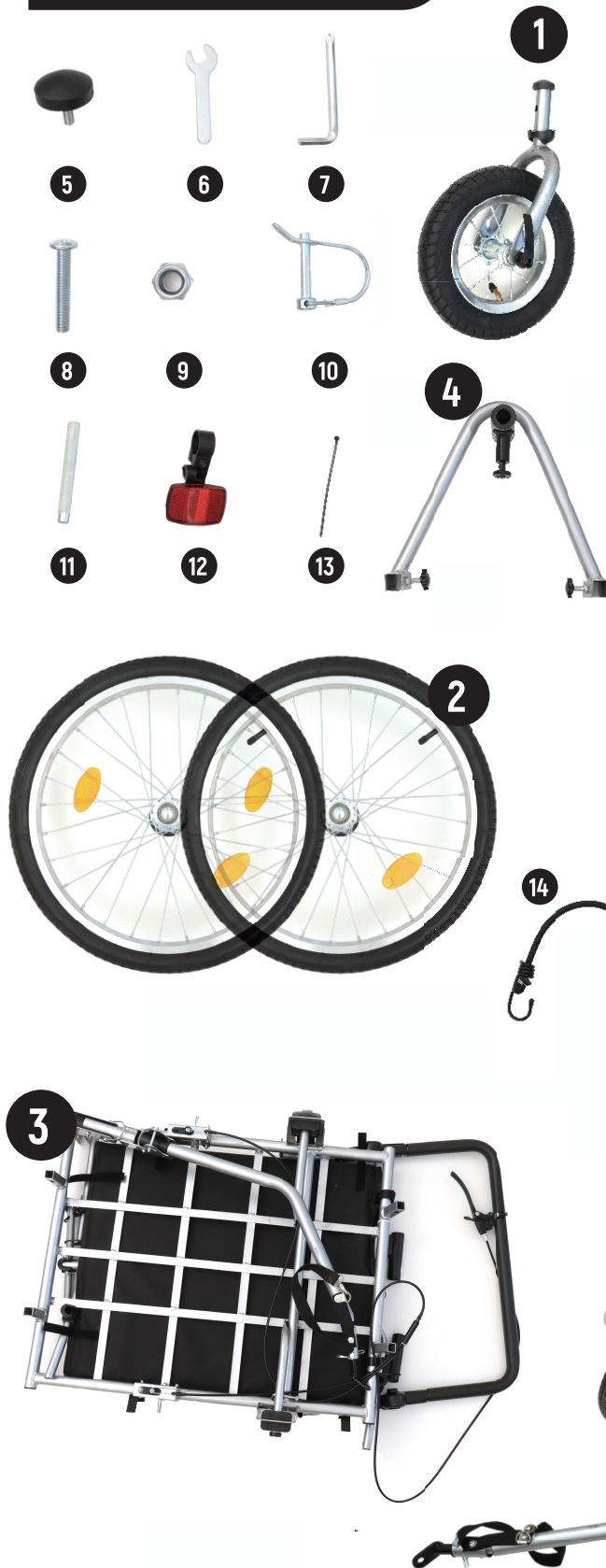



ASSEMBLING INSTRUCTION

Package List



No. Part Name

1	Universal Front Wheel x 1
2	Rear Wheel x 2
3	Frame x 1
4	Front wheel bracket x 1
5	Screw x 1
6	Spanner x 2
7	Screwdriver x 1
8	M6*35 screw x 4
9	Screw nut x 4
10	D ring x 6
11	Brake x 2
12	Reflector x 2
13	Cable tie x 1
14	Rope x 2



Fix frame with No.8 screw or No.10 D ring




Fix front and rear frame with D ring



Instal handle,plug into the pipe



Fix fabric with velcro



Tie the rope




Instal side big wheels




Connect small front wheel with bracket



Instal front wheel assembly



Screw the brake rod to instal brakes



Unfasten D ring on pull handle, pull the handle out then fix with D ring when you use as trailer

