

COMBINATION
GRASS SEED + FERTILIZER

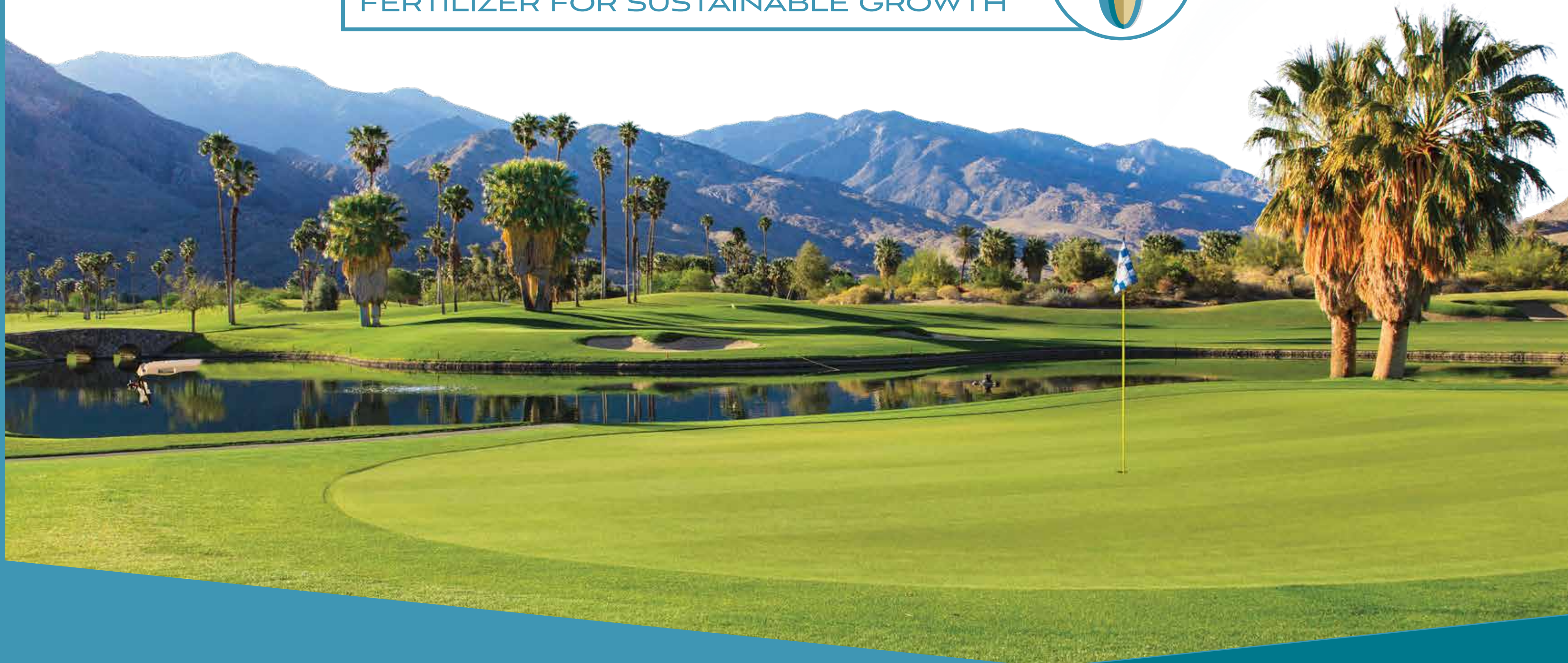
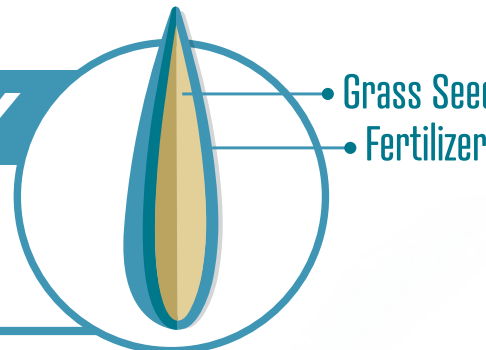


FAIRWAY SUPREME

PERENNIAL RYEGRASS BLEND
WITH FERTILIZER

SUPERIOR SEED TECHNOLOGY

SEED ENHANCED WITH NITROGEN
FERTILIZER FOR SUSTAINABLE GROWTH



GROW DENSER, DARKER GREEN GRASS
VS. ANNUAL RYEGRASS

OUTSTANDING FOR

FALL OVERSEEDING OF
BERMUDAGRASS LAWNS

EXCELLENT FOR



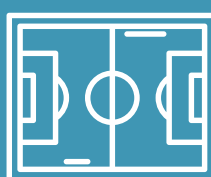
RESIDENTIAL
LAWNS



COMMERCIAL
LAWNS



GOLF COURSE
TEE BOXES



ATHLETIC
FIELDS

COVERS
UP TO **4,000** SQ. FT.

NET WT. **50 LBS**
22.68 KG

COVERS
UP TO **4,000** SQ. FT.



NET WT. **50 LBS**
22.68 KG



FAIRWAY
SUPREME

PERENNIAL RYEGRASS BLEND
WITH FERTILIZER

FAIRWAY
SUPREME



5 01944 4

PENNINGTON

FAIRWAY
SUPREME



0 21496

GROW DENSER,
DARKER GREEN GRASS

DARKER GREEN GRASS
VS. ANNUAL RYEGRASS
SUPREME
PERENNIAL RYEGRASS BLEND
WITH FERTILIZER



FAIRWAY SUPREME

PERENNIAL RYEGRASS BLEND WITH FERTILIZER

Fairway Supreme Perennial Ryegrass blend grows denser and darker than annual ryegrass, and also requires less mowing and watering.

3 SIMPLE STEPS



PREPARE

PREPARE:
Mow the existing grass as short as possible, rake to remove debris and loosen the soil.

PREPARACIÓN:
Pode el césped existente lo más corto posible, rastrille para retirar los desechos y para aflojar la tierra.



APPLY

APPLY:
Spread the seed evenly using a drop, rotary or hand-held spreader according to the settings listed. Rake gently to work your seed and fertilizer into the soil.

APLICACIÓN:

Esparza la semilla uniformemente usando un esparcidor por goteo o de mano de acuerdo a las instrucciones detalladas más abajo. Rastrille suavemente para que la semilla y el fertilizante penetren en la tierra.



WATER

WATER (the most important step):
Keep the soil moist! Water daily (twice a day if needed) until grass sprouts reach about 2" tall.

RIEGO (el paso más importante):
¡Mantenga la tierra húmeda! Riegue diariamente (dos veces al día si es necesario) hasta que los brotes de césped alcancen alrededor de 2" de altura.

BEST TIME TO PLANT SEED

- The best time to overseed your warm season lawn is in early to mid September.
- Grass seed germinates and establishes best when average daily temperatures are between 60°F and 80°F.

PLANTING SPECIFICATIONS

PLANTING RATE:
New Lawns/Southern Overseeding: 12.5 lbs./1,000 sq. ft.

THIS PACKAGE COVERS:
Bare Spots/New Grass: 4,000 sq. ft.
Planting Depth: ¼"
Seedling Emergence: 7-21 days
Light Required: Full sun to light shade
Recommended Mowing Height: 2"
Traffic Tolerance: Excellent
Drought Tolerance: Moderate

ESPECIFICACIONES DE SIEMBRA

PROPORCIÓN DE SIEMBRA:
Césped nuevo/Resiembra en el sur: 12.5 lbs./1,000s pies cuadrados

COBERTURA DE ESTE PAQUETE:
Césped nuevo/Resiembra en el sur: 4,000 pies cuadrados
Profundidad de siembra: de ¼"
Tiempo que se demora en emerger la semilla: 7-21 días
Luz requerida: De luz solar completa a sombra ligera
Altura de poda recomendada: 2"
Tolerancia al tráfico: Excelente
Tolerancia a la sequía: Moderada

ADDITIONAL CARE TIPS

- Conduct a soil test to determine pH level and add soil amendments accordingly for optimal lawn development.
- Once your grass is 1/3 taller than the recommended mowing height you may begin mowing.
- Once turf is established (4-6 weeks after planting), begin an annual fertilization maintenance program.

IMPORTANT: Applying weed control products to grass prior to seeding can affect the seeds' ability to grow. Be sure to read and follow all manufacturer's recommendations and application instruction prior to applying any weed control products and prior to seeding. Additionally, do not apply any weed control products to newly seeded areas until grass is established and has been mowed at least 3 or 4 times. Once newly seeded areas are established, you can begin a regular feeding schedule.

SPREADER SETTINGS

SPREADER	NEW LAWNS & SOUTHERN OVERSEEDING*
Scotts® Turf Builder® Classic Drop Spreader	15 1/2*
Scotts® Turf Builder® EdgeGuard® DLX Spreader	9 1/2*
Scotts® Turf Builder® EdgeGuard® Mini Spreader	8 1/2*
Earthway® EV-N-SPRED® Broadcast Spreader	21*

*GO OVER TWICE

THE PENNINGTON GUARANTEE

If you, the consumer, are not satisfied with this product after use in accordance with packaging instructions, you may be eligible for a refund. Send original receipt, empty packaging and a brief explanation within sixty days of purchase. Upon verification, we will send you a refund check for the purchase price.

Mail to:
Pennington Seed, Inc.
PO Box 290
Madison, GA 30650
Attn: Consumer Services Dept.

For questions and information, call us: **1.800.285.SEED** or visit our website: **www.pennington.com**

YOU HAVE OUR WORD

We're Pennington. The Grass Seed People®. Cultivating your trust for three generations by providing the finest grass seed you can buy.

IF SWALLOWED: Call a poison control center or doctor immediately for treatment advice. Have person sip a glass of water if able to swallow. Do not induce vomiting unless told to do so by a poison control center or doctor. Do not give anything by mouth to an unconscious person.

IF ON SKIN OR CLOTHING: Take off contaminated clothing. Rinse skin immediately with plenty of water for 15-20 minutes. Call a poison control center or doctor for treatment advice.

IF IN EYES: Hold eye open and rinse slowly and gently with water for 15-20 minutes. Remove contact lenses, if present, after the first 5 minutes, then continue rinsing eye. Call a poison control center or doctor for treatment advice.

Causes substantial but temporary eye irritation. Harmful if swallowed or absorbed through skin. Avoid contact with skin, eyes or clothing.

Avoid breathing dust from treated seed. Work upwind while loading planters. Workers may choose to wear a dust mask. Wash thoroughly with soap and water after handling. Remove contaminated clothing and wash before reuse.

Store away from food and feedstuffs. Do not allow children, pets or livestock to have access to treated seeds.

NOTICE: The color green as applied to grass seed is a registered trademark that is registered in the U.S. Patent Trademark Office by Pennington Seed, Inc. Pennington uses the safest colorant available.

Apply only to actively growing turf. Do not apply near water, storm drains, or drainage ditches. Do not apply if heavy rain is expected. Apply this product only to your lawn/garden, and sweep any product that lands on the driveway, sidewalk, or street, back onto your lawn/garden. Check with your local cooperative extension agency to obtain specific information on local turf best management practices. Check with your county or city government to determine if there are local regulations for fertilizer use.

NOTICE: Arbitration/conciliation/mediation required by several states. Under the seed laws of several states, arbitration, mediation, or conciliation is required as a prerequisite to maintaining a legal action based upon the failure of seed, to which this notice is attached, to produce as represented. The consumer shall file a complaint (sworn for FL, IN, MS, MT, SC, TX, WA; signed only GA, CA, ID, ND, SD) along with the required filing fee (where applicable) with the commissioner/director/secretary of agriculture, seed commissioner (IN), or chief agricultural officer within such a time as to permit inspection of the crops, plants, or trees by the designated agency and the seedsman from whom the seed was purchased. A copy of the complaint shall be sent to the seller by certified or registered mail or as otherwise provided by state statute.



Pennington with design and The Grass Seed People are registered trademarks of Pennington Seed, Inc. Central Garden & Pet and Central Garden & Pet with design are trademarks of Central Garden & Pet Company. Scotts, Turf Builder and Edgeguard are registered trademarks of OMS Investments, Inc. Earthway and Ev-N-Spred are registered trademarks of Earthway Products, Inc.

www.pennington.com

300524647
PS287_V1



0 21496 01944 4

SUPREME
PERENNIAL RYEGRASS BLEND
WITH FERTILIZER

RESIDENTIAL
LAWNS

COMMERCIAL
LAWNS

GOLF COURSE
TEE BOXES

ATHLETIC
FIELDS



0 21496