



CARE AND MAINTENANCE

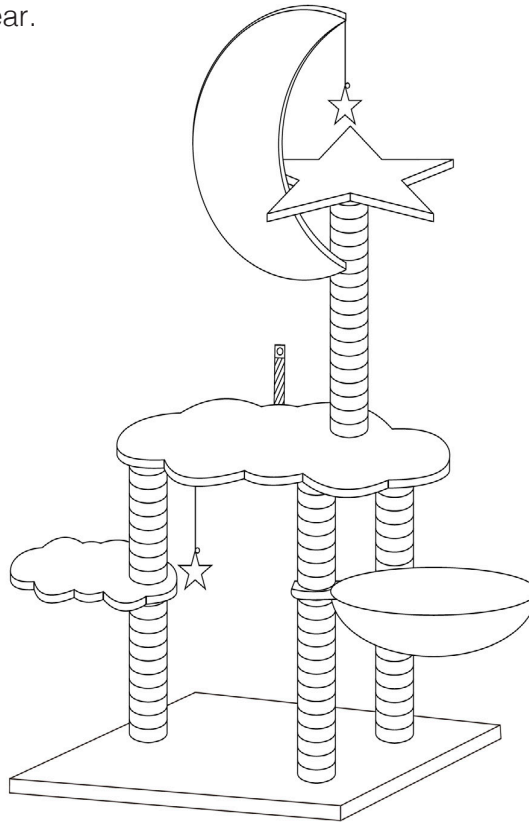
Wipe clean with a soft cloth dampened in water and a mild soapy solution Wipe dry with a clean and dry cloth. This cat tree requires no maintenance however, by keeping it clean and storing it properly your cat can enjoy it year after year.

NOTICE

- Please make sure that you have all parts indicated before you begin assembly of this item
- This item should be assembled on a soft surface to prevent scratching the finish during assembly
- This item may require periodic tightening

Item # CTR1003A

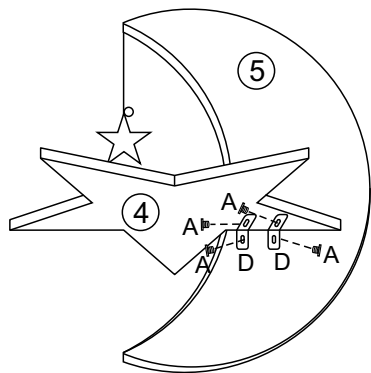
Product Dimensions:33"Lx18"Wx49"H



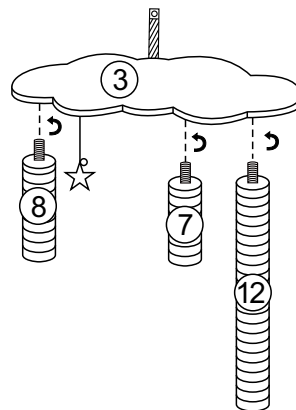
Part List and Hardware List

PIECE	PICTURE	DESCRIPTION	QTY
1		base 60*40cm	1 pcs
2		bottom cloud 30*20cm	1 pcs
3		top cloud 60*40cm	1 pcs
4		star 38*38cm	1 pcs
5		moon 40*28cm	1 pcs
6		bed 30cm	1 pcs
7		pole 18.7cm	1 pcs
8		pole 22.5cm	1 pcs
9		pole 25cm	1 pcs
10		pole 30cm	1 pcs
11		pole 40cm	1 pcs
12		pole 49cm	1 pcs
A		screw M8*13mm	4 pcs
B		screw M8*40mm	4 pcs
C		threaded M8*80mm	2 pcs
D		buckle	2 pcs
E		screw	1pcs
F		anchor	1pcs
G		allen key M5	1pcs

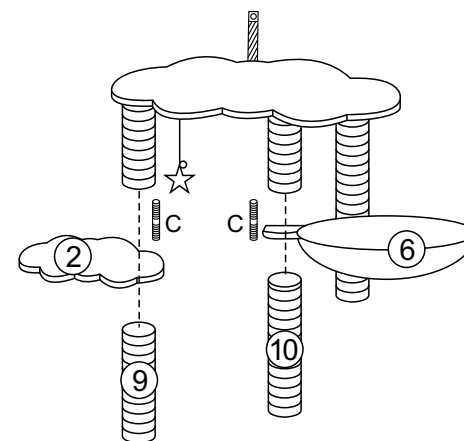
If there are any questions relating to defects, assembly issues, missing parts, or replacements, then please send a detailed email to hello@thelickerstore.com



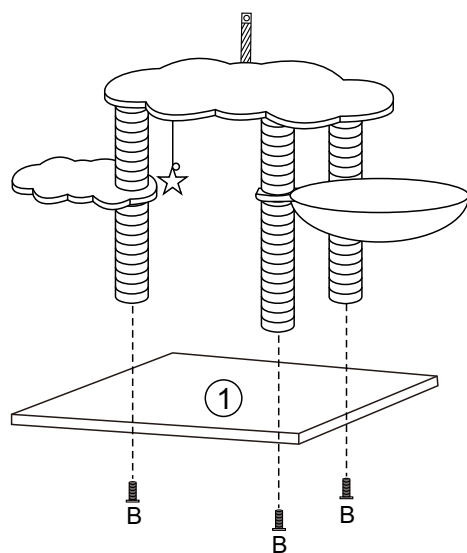
Step 1



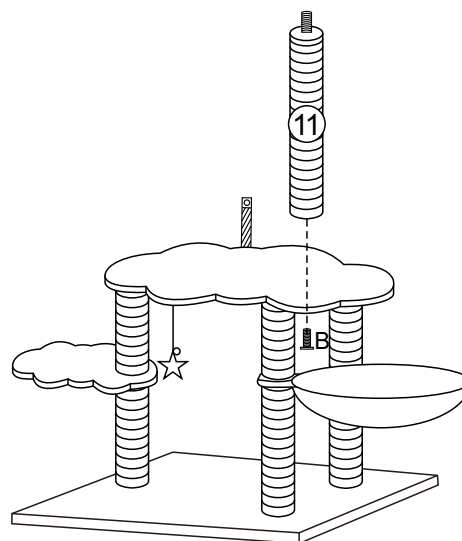
Step 2



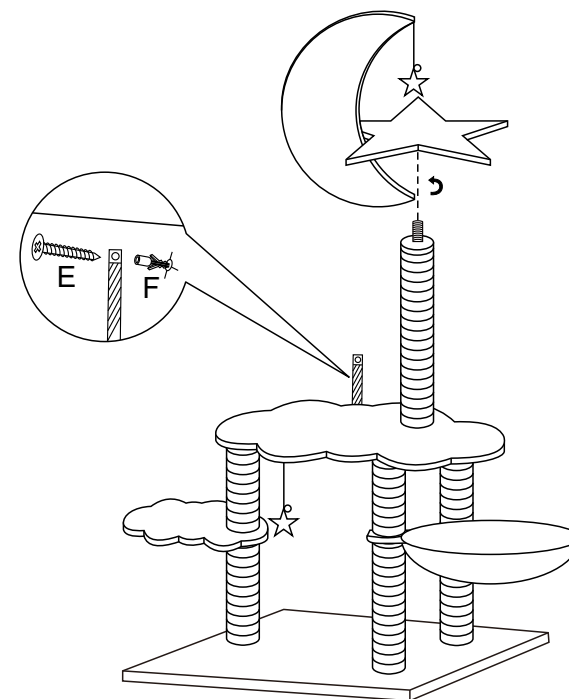
Step 3



Step 4



Step 5



Step 6