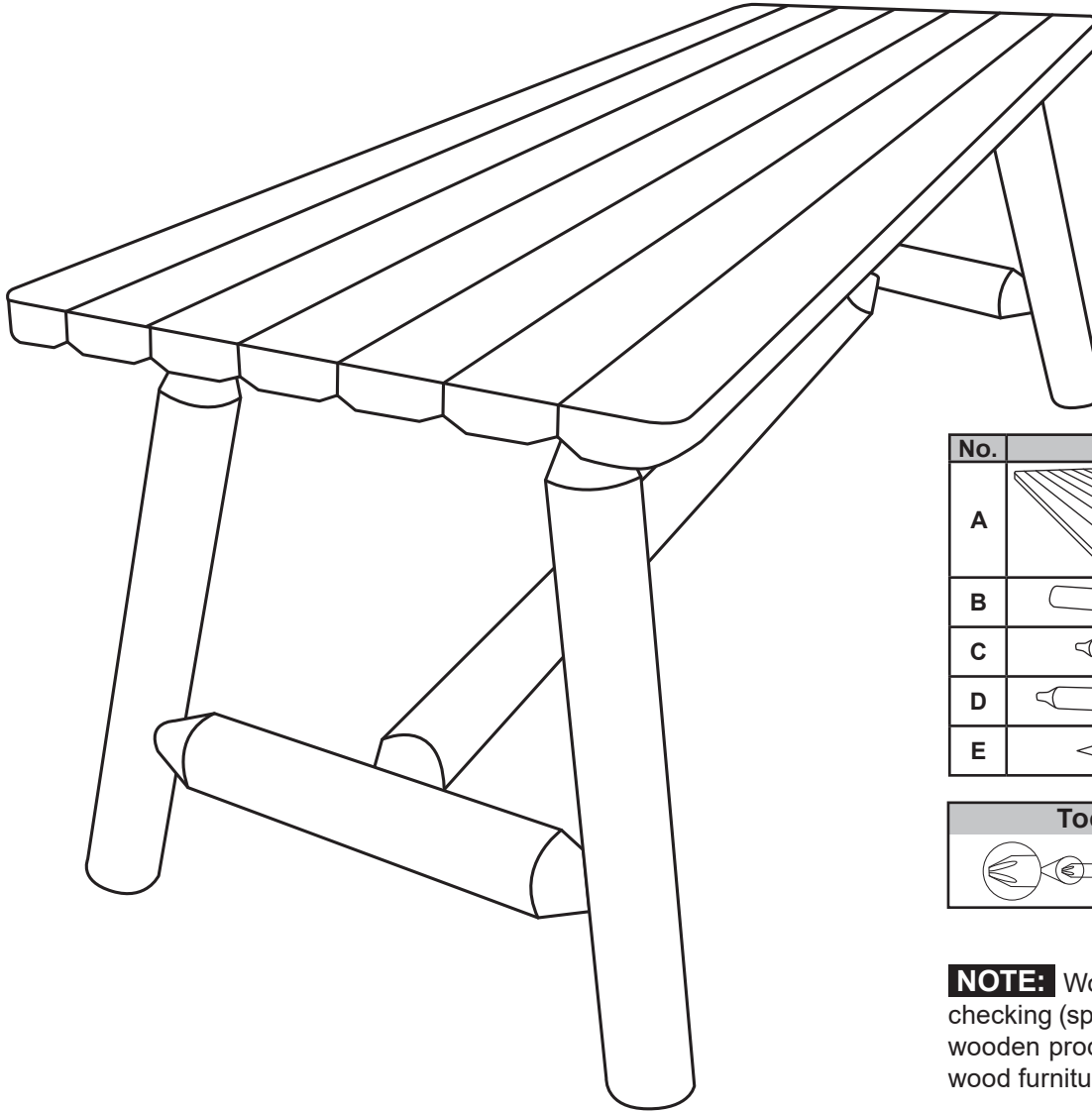
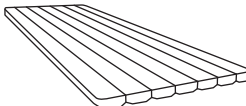






UNFINISHED FIR WOOD CABIN COFFEE TABLE DSL-847



Inspect packaging to ensure all parts are accounted for before disposing of packing materials.

No.	PARTS	QTY.
A	 Table Top	1
B	 Leg	4
C	 End Support	2
D	 Center Support	1
E	 5 x 35mm Screw	20

TOOLS REQUIRED (not included)



Phillips Screwdriver

NOTE: Wood is a natural product. Some checking (splits in the wood) is a normal feature of wooden products. Checking is part of what gives wood furniture a true rustic appearance.

! HELPFUL HINTS

Sunnydaze Decor advises reading this manual fully, and assembling the item soon after purchase. Check that all parts are accounted for and familiarize yourself with the assembly before beginning.

Assemble components on a soft, clean surface to avoid scratching or damaging the surfaces.

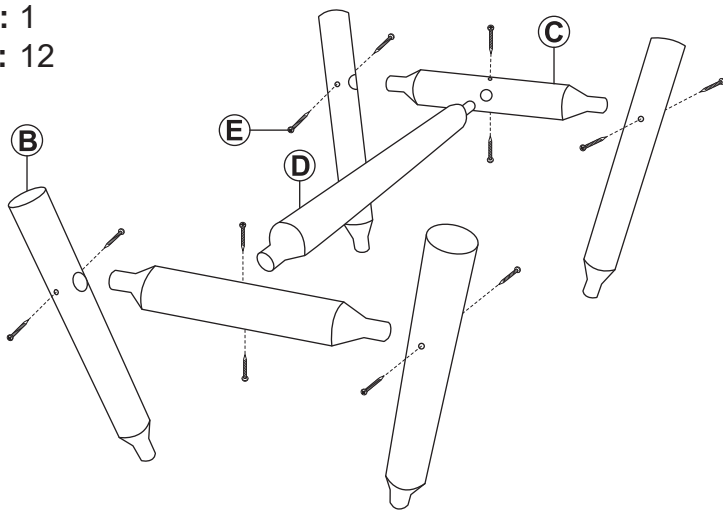
Save this manual for future reference.

ASSEMBLY

❗ **Make sure all components align and fit together before tightening screws.**

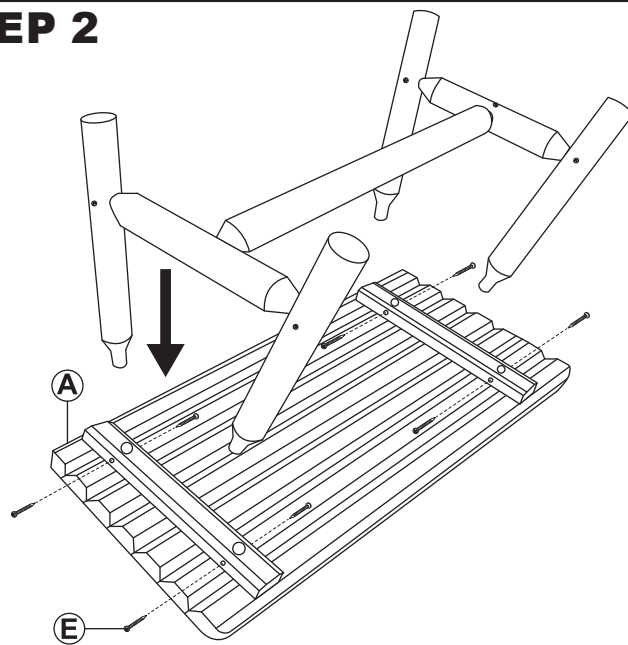
STEP 1

B: 4
C: 2
D: 1
E: 12



STEP 2

A: 1
E: 8



General Use & Care

SAFE USE: For residential use only. Only use on a flat, level surface. Do not sit or stand on the table.

MOVING: Always lift furniture when moving it around, never drag it.

INSPECT: Periodically check hardware and tighten as necessary.

EXPOSURE: Over time, sunlight and weather elements may degrade and change the color of natural wood. Avoid leaving wooden furniture in the rain or high-humidity climates as wood expands and contracts with moisture and humidity changes. If this item is not used for extended periods, cover it with a breathable cover or store it indoors.

CLEANING: Identify the direction of the woodgrain and wipe dust and debris using a soft, dry cloth. Surface mildew can be washed away using a very mild solution of soap and water and a soft cloth.

WINTER CARE & STORAGE: Protect this item from inclement weather, especially ice and snow. Move it to an indoor location that is cool and dry. Covering while in storage is recommended to help prevent dust build-up.

⚠ SAFETY STATEMENTS & WARNINGS ⚠

- Do not exceed the weight capacity of the furniture.
- Do not sit, stand, or climb on the table.
- Inspect hardware often and tighten loose hardware before use.
- Do not put hot items on or near furniture.
- Keep furniture a safe distance from heat sources such as fire pits, patio heaters, and grills.
- Do not use harsh chemicals or abrasive materials to clean the furniture.

Any modification to the product or failure to follow recommended care will void the product warranty.

⚠ WARNING:

Manufacturer and seller expressly disclaim any and all liability from personal injury, property damage or loss, whether direct or indirect, or incidental, resulting from the incorrect attachment, improper use, inadequate maintenance, or neglect of this product.