

# SleepComplete by Martha Stewart Hybrid Mattress



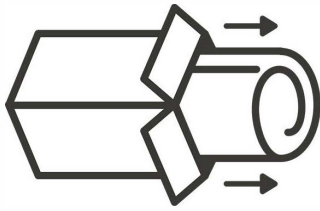
196861132001

196861132018

196861132025


196861132032

## Step 1




Lay box on its side and remove the mattress.

## Step 2



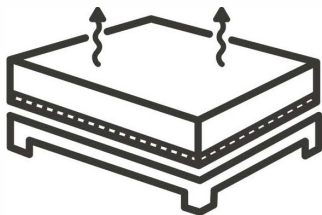
Completely unroll the compressed mattress onto your bed frame.

## Step 3




Carefully cut the outer PE bag on the red line making sure you do not cut into the inner plastic wrap.

## Step 4




Cut open a small section of the inner plastic in one corner and the mattress will inflate.

## Step 5



Remove the plastic sheathing

## Step 6



Your mattress is now ready to use. Please allow 48 -72 hours for complete expansion.

### Quality and Safety Guidelines

To prevent risk of suffocation, ensure that plastic wrappings are kept out of reach of children and are disposed of in a timely manner.

For maintenance instructions, additional storage instructions, or warranty details, please email us at [CustomerExperience@theubiquegroup.com](mailto:CustomerExperience@theubiquegroup.com) or call 866-552-2810.

For product longevity, product safety and product integrity, store indoors in a dry location.. This product is intended for lying down. Do not stand or jump on this mattress.

Keep children and small pets away from the expansion area when opening.

Please do not slide or drag item when moving it.