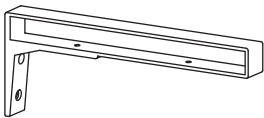


A



Fasteners:

AA



P/H Screw, #10 x 1-3/4"
2 PCS

BB



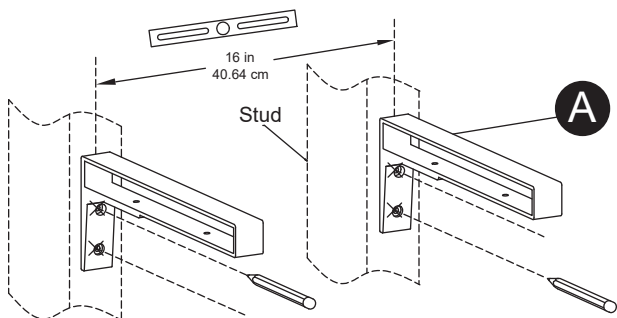
Anchor, M6 x 30 mm
2 PCS

CC

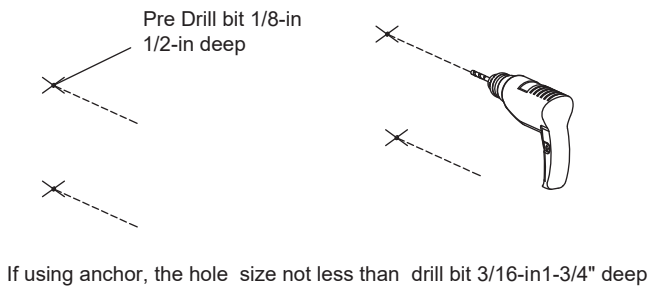


P/H Screw, #8 x 1/2"
2 PCS

1

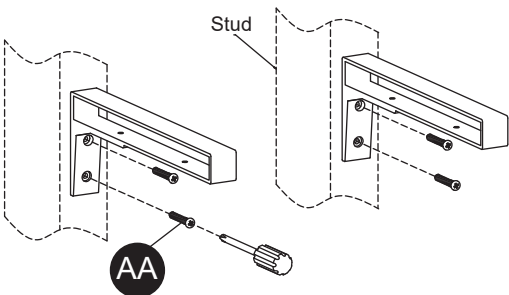


2



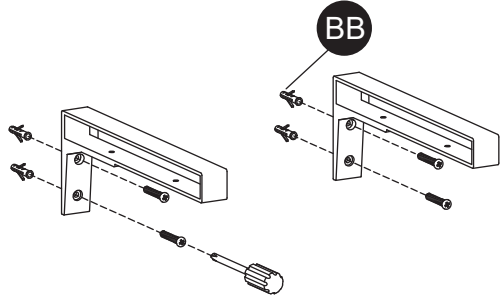
3-1

For drywall or wood

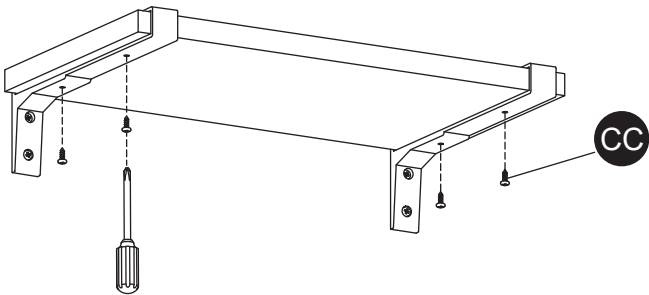


3-2

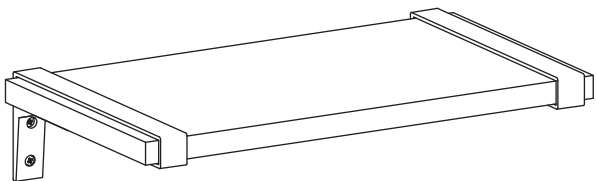
For Concrete Wall



4



5



Recommended:
#46430 board size: T20 x D248 x W458mm
(0.8" x 9.8" x 18")
#46406 board size: T20 x D299 x W458mm
(0.8" x 11.8" x 18")