



Shown actual size: Diva® preset dimmer and 1-gang Claro® wallplate in light almond (LA)

## DIVA® contemporary dimmers

### product family features

- matches existing decorator-style switches
- paddle switch returns light to your favorite level
- slide adjusts light to suit any activity
- soft locator light illuminated in off position
- coordinating Claro® and Satin Colors® wallplates available separately (including stainless steel)
- **eco-dim®** model available

### available models

#### source type

- incandescent/halogen lighting
- magnetic low-voltage lighting
- electronic low-voltage lighting
- fluorescent lighting
- LED lighting
- dimmable compact fluorescent
- quiet 3-speed fan controls

#### control locations

- single pole (one location)
- 3-way (two locations)

### available colors (see pages 12-13 for color swatches)

#### colors (gloss finish)

<b>WH</b> white	<b>GR</b> gray
<b>IV</b> ivory	<b>BR</b> brown
<b>AL</b> almond	<b>BL</b> black
<b>LA</b> light almond	

#### colors (satin finish)

<b>HT</b> hot	<b>ES</b> eggshell
<b>MR</b> merlot	<b>BI</b> biscuit
<b>PL</b> plum	<b>GS</b> goldstone
<b>TQ</b> turquoise	<b>DS</b> desert stone
<b>TC</b> terracotta	<b>ST</b> stone
<b>GB</b> greenbriar	<b>LS</b> limestone
<b>BG</b> bluestone	<b>SW</b> snow
<b>MS</b> mocha stone	<b>PD</b> palladium
<b>SG</b> sea glass	<b>MN</b> midnight
<b>TP</b> taupe	<b>SI</b> sienna

#### colors & finishes key

- available in gloss finish
- available in satin finish
- available in all gloss and satin finishes

CAD file downloads available at [www.lutron.com/cad](http://www.lutron.com/cad)

Questions on installation or selection?  
Call Lutron® 24 hours/7 days a week at  
1.800.523.9466 or visit [www.lutron.com](http://www.lutron.com)

### dimmers with locator light



- paddle turns on/off
- slide up to brighten, down to dim
- includes locator light
- **eco-dim®** model guarantees at least 15% energy savings compared to a standard switch

#### incandescent/halogen

single pole	600 W	<b>DV-600P-</b>	
		<b>DVSC-600P-</b>	
single pole	1000 W	<b>DV-10P-</b>	
		<b>DVSC-10P-</b>	
3-way	600 W	<b>DV-603P-</b>	
		<b>DVSC-603P-</b>	
3-way	1000 W	<b>DV-103P-</b>	
		<b>DVSC-103P-</b>	

#### incandescent/halogen — eco-dim®†

single pole/3-way	600 W	<b>DV-603PG-</b>	
-------------------	-------	------------------	--

#### magnetic low-voltage

single pole	600 VA (450 W)	<b>DVLV-600P-</b>	
		<b>DVSCLV-600P-</b>	
single pole	1000 VA (800 W)	<b>DVLV-10P-</b>	
		<b>DVSCLV-10P-</b>	
3-way	600 VA (450 W)	<b>DVLV-603P-</b>	
		<b>DVSCLV-603P-</b>	
3-way	1000 VA (800 W)	<b>DVLV-103P-</b>	
		<b>DVSCLV-103P-</b>	

Suggested maximum lighting load for magnetic low-voltage dimming is 450 W for 600 VA products and 800 W for 1000 VA products, to allow for transformer losses.

#### electronic low-voltage\*

single pole	300 W	<b>DVELV-300P-</b>	
		<b>DVSCELV-300P-</b>	
3-way	300 W	<b>DVELV-303P-</b>	
		<b>DVSCELV-303P-</b>	

\* requires neutral wire connection

† available in white, ivory, almond, and light almond

### screw base compact fluorescent dimming with Philips® DIMMABLE Energy Saver CFL **NEW**



- use **only** with **PHILIPS®** models:  
EL/A  
R30 DIM  
R40 DIM  
PAR38 DIM
- includes locator light
- no derating if ganged
- always turn on, regardless of slider setting
- isolates bulb from unstable line voltage

#### screw base dimmable compact fluorescent

single pole/3-way	200 W	<b>DVPDC-203P-</b>	
-------------------	-------	--------------------	--

Standard incandescent/halogen dimmers are not UL listed for screw base dimmable compact fluorescent (CFL) lamps.

#### colors & finishes key

- available in gloss finish
- available in satin finish
- available in all gloss and satin finishes

**See page 69 for available colors.**

To order, add color suffix to model number.

Example: **DVSC-600P- HT**

**fluorescent dimming** with Hi-lume®, Compact SE™, Eco-10®, EcoSystem® ballasts, and Hi-lume® LED



- use with Lutron® 3-wire line-voltage control electronic dimming ballasts
- please refer to the Lutron® Fluorescent Dimming Systems Selection Guide (P/N 366-002) for more information
- includes locator light
- no derating if ganged

**fluorescent\***

single pole/3-way 8A 120V	<b>DVF-103P-</b> 
single pole/3-way 8A 120V	<b>DVSCF-103P-</b> 
single pole/3-way 6A 277V	<b>DVF-103P-277-</b> 
single pole/3-way 6A 277V	<b>DVSCF-103P-277-</b> 


**LED** with Hi-lume® LED driver only\*

**NEW**

single pole/3-way 8A 120V	<b>DVF-103P-</b> 
single pole/3-way 8A 120V	<b>DVSCF-103P-</b> 
single pole/3-way 6A 277V	<b>DVF-103P-277-</b> 
single pole/3-way 6A 277V	<b>DVSCF-103P-277-</b> 

**LED** with GRX-TVI (0-10 VDC sink control)\*

**NEW**

single pole/3-way 16 A load 30 mA control 120/277V	<b>DVF-103P-</b> 
single pole/3-way 16 A load 30 mA control 120/277V	<b>DVSCF-103P-</b> 

\* requires neutral wire connection

**fluorescent dimming with Tu-Wire® ballasts**






- use with Lutron® Tu-Wire® line-voltage control electronic dimming ballasts
- includes locator light
- for information on using Lutron® dimmers to control Advance® Mark 10® dimming ballasts, visit the Lutron® website at [www.lutron.com/advance](http://www.lutron.com/advance)
- must be derated if ganged

**fluorescent Tu-Wire®**

single pole/3-way	5A	<b>DVFTU-5A3P-</b> 
		<b>DVSCFTU-5A3P-</b> 

**colors & finishes key**

-  available in gloss finish
-  available in satin finish
-  available in all gloss and satin finishes

**See page 69 for available colors.**

To order, add color suffix to model number.

Example: **DVFTU-5A3P- WH**

## fan controls



- paddle turns on/off
- slide up to increase, down to decrease
- 3 quiet fan speeds for increased comfort
- no derating if ganged
- for use with only one ceiling paddle fan
- does not include locator light

### quiet 3-speed control

single pole/3-way	1.5 A	<b>DVFSQ-F-</b>	
		<b>DVSCFSQ-F-</b>	

### quiet 3-speed control

(for use with specific fans such as Hunter Original Series)

single pole/3-way	2.0 A	<b>DVFSQ-F-HO-</b>	
-------------------	-------	--------------------	--

## coordinating switches



- paddle turns on/off
- use with any 15 A load
- general purpose switching of all sources and motor loads
- no derating if ganged

### general purpose switches (120/277 V)

single pole	15 A	<b>CA-1PSH-</b>	
		<b>SC-1PS-</b>	
3-way	15 A	<b>CA-3PSH-</b>	
		<b>SC-3PS-</b>	
4-way	15 A	<b>CA-4PSH-</b>	
		<b>SC-4PS-</b>	

### general purpose switch with locator light

(120 V only)

single pole	15 A	<b>CA-1PSNL-</b>	
		<b>SC-1PSNL-</b>	
3-way	15 A	<b>CA-3PSNL-</b>	
		<b>SC-3PSNL-</b>	
4-way	15 A	<b>CA-4PSNL-</b>	
		<b>SC-4PSNL-</b>	

### See page 53 for available colors.

To order, add color suffix to model number.

Example: **DVFSQ-F- WH**

### colors & finishes key

- available in gloss finish
- available in satin finish
- available in all gloss and satin finishes