

Features

- A single handle controls both on/off activation and temperature setting
- Pressure-balancing diaphragm technology maintains outlet temperature within +/-3°F during water pressure fluctuations
- Antiscald protection
- Single-function 1.75 gpm (6.6 lpm) showerhead
- MasterClean™ sprayface features an easy-to-clean surface that withstands mineral buildup and maximizes spray performance
- Includes faceplate with handle, 6-9/16" (167 mm) diverter bath spout with slip fit connection, showerhead, shower arm and flange
- Requires Rite-Temp® pressure-balancing valve (sold separately)
- Coordinates with other products in the Simplicite collection
- This product can help a building earn Water Efficiency points in LEED® Green Building Rating System

Material

- Premium material construction with metal handle ensures reliability and durability
- KOHLER® finishes resist corrosion and tarnishing

Required Products/Accessories

K-8304 Series Rite-Temp® Valve & Cartridge Kits

Recommended Products/Accessories

K-23723 Faucet cleaner

Optional Products/Accessories

K-10350 Deep rough-in kit

K-10351 Test cap for K-8300 Series valve bodies



Codes/Standards




ASME A112.18.1/CSA B125.1
DOE - Energy Policy Act 1992
EPA WaterSense®
California Energy Commission (CEC)
IAPMO Certification

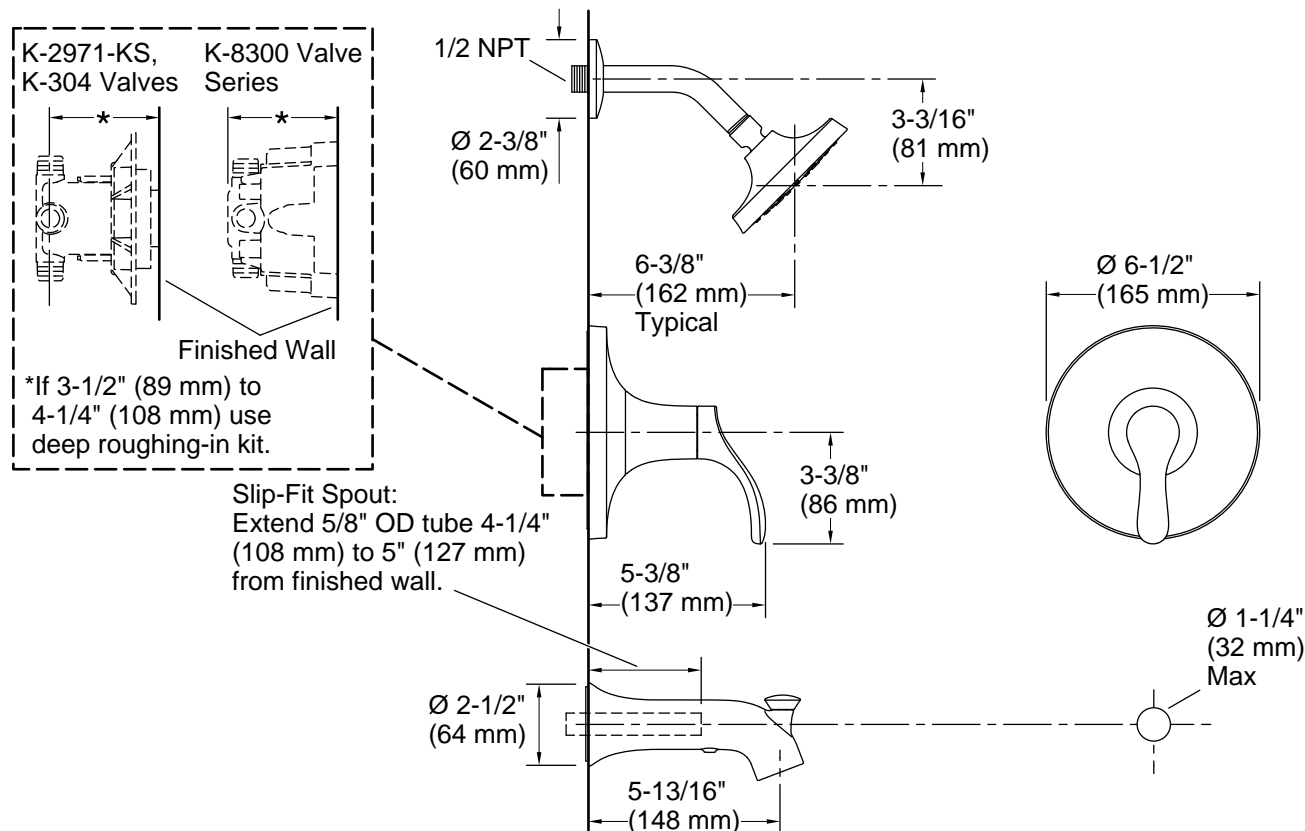
KOHLER® Faucet Lifetime Limited Warranty

See website for detailed warranty information.

Available Colors/Finishes

Color tiles intended for reference only.

Color	Code	Description
	CP	Polished Chrome
	BN	Vibrant® Brushed Nickel
	BL	Matte Black



Technical Information

All product dimensions are nominal.

Drain included: No

Spout:

Spout reach: 5-13/16" (148 mm)

Handshower:

Rated maximum flow: 0 gal/min (0 l/min)

Showerhead/Body Spray:

Rated maximum flow: 1.75 gal/min (6.6 l/min)

Notes

Install this product according to the installation instructions.