

Features

- CleanCoat®+ glass coating creates a hydrophobic barrier that repels water, soap scum, and residue, saving time and protecting shower doors 10 times longer than original CleanCoat. (Based on 2021 internal wear/abrasion testing using a microfiber cloth.)
- Interior and exterior towel bars complete the look of this door
- Tempered glass ensures enhanced safety and durability

Material

- Frameless, 1/4" (6 mm) thick tempered glass
- Anodized aluminum prevents rust and corrosion

Installation

- Out-of-plumb adjustability simplifies installation
- Not for use in hospitality
- For residential use only



Codes/Standards









ANSI Z97.1
CAN/CGSB-12.1
CPSC 16CFR 1201

STERLING® Bath and Shower Doors Five-Year Limited Warranty

See website for detailed warranty information.

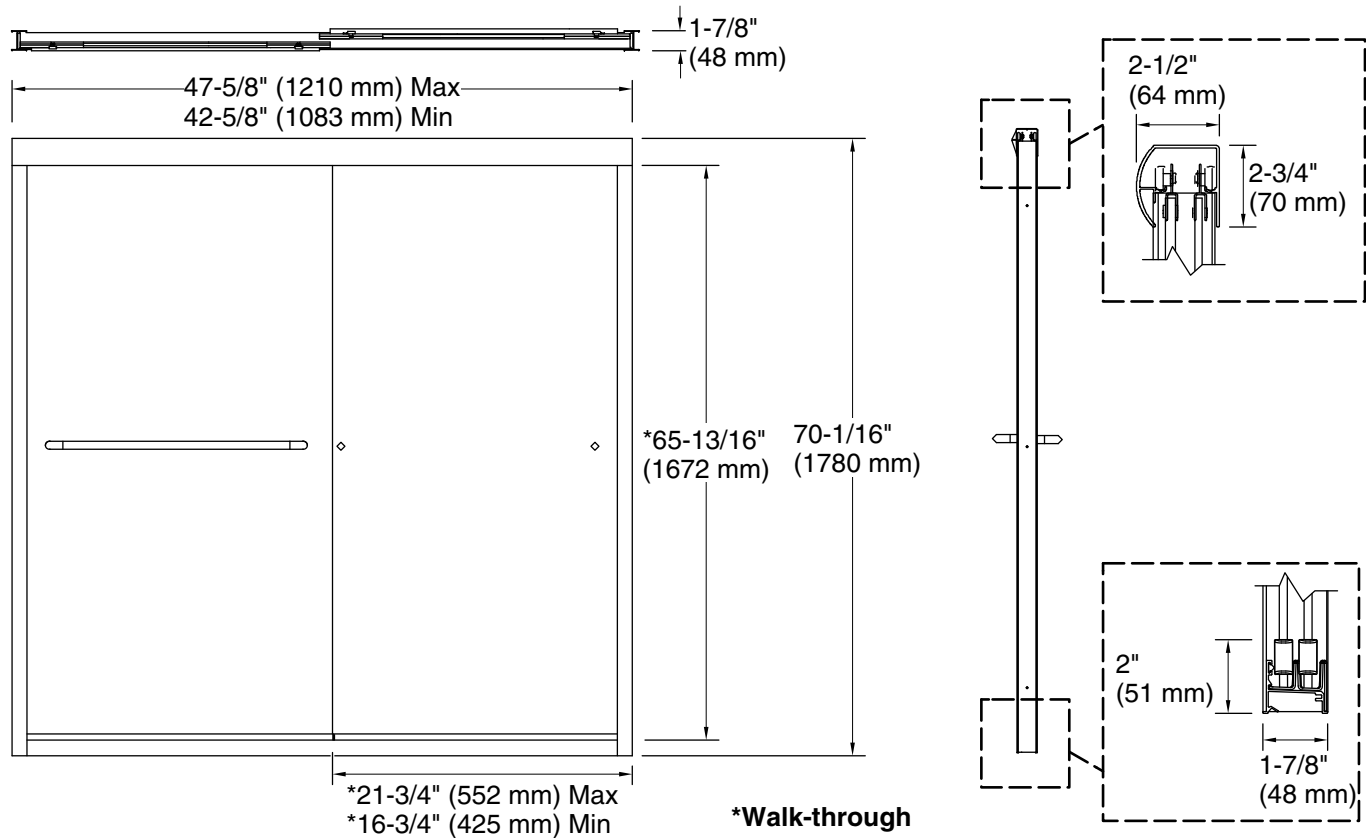
Available Colors/Finishes

Color tiles intended for reference only.

Color	Code	Description
	DR	Deep Bronze
	DR	Deep Bronze
	N	Nickel
	N	Nickel
	PBL	Matte Black
	PBL	Matte Black
	S	Silver
	S	Silver

Available Glass Options

Code	Description
G75	Boxwood™
G74	Cirkette™
G05	Clear
G03	Frosted
G72	Grafite™
G69	Lake Mist™
G68	Oak Park™



Technical Information

All product dimensions are nominal.

Base-To-Wall	1/2" (13 mm)
Radius – Max:	
Shower Ledge Min	2-1/8" (54 mm)
Flat:	
Shower Wall Min	2-11/16" (68 mm)
Flat:	

Notes

Install this product according to the installation guide.

The vertical opening should be a minimum of 72-7/16" (1840 mm) to allow for installation clearance.