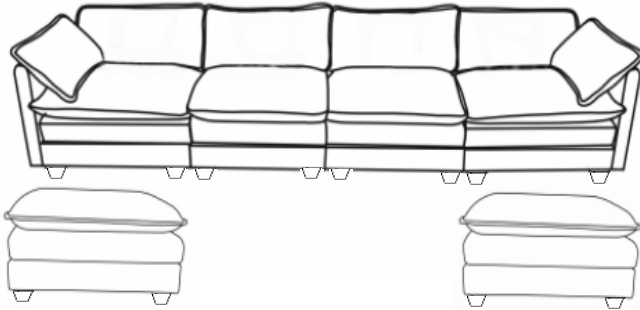


# Assembly Instructions



**The modular sectional couch will be shipped in multiple boxes.**

Box 1 - 2 single sofas and 2 pillows.

ITEM NO. E046-046-001

Box 2 - 1 single sofa and 1 ottoman.

ITEM NO. E046-047-001

Box 3 - Left and right armrests.

ITEM NO. E046-045-001

**The exact number of boxes will be determined by the combination you purchase.**

U Shaped:                      Box 1 + Box 2 \* 2 + Box 3

L Shaped:                      Box 1 + Box 2 + Box 3

Loveseat:                      Box 1 + Box 3

Armchair & Ottoman:      Box 2 + Box 3

Each package will be dispatched from a different warehouse depending on your shipping address, so they may not arrive at the same time. Each package has its own tracking number, you can check the logistics information through the different tracking numbers.

## **For customers who facing the problem:**

You can contact us in several ways.

Way1: Click on the seller's name on the order page to contact us.

Way2: Click "**Contact Seller**" on the product details page to contact us.

Way3: Call Customer Service phone to get assistance.

Way4: Email us: [home@homeselecting.com](mailto:home@homeselecting.com).

Way5: Go to the App order page to get further assistance.

# MAINTAINANCE

## AND WARNING

- Keep furniture away from heat sources.
- Do not clean furniture with harsh cleaner or polishes. Do not use detergents, solvents, abrasives, spray packs or leather cleaner. Use non-color mild soap with warm water to clean spills (Mix 1:10 soap to water).
- Do not place furniture under direct sunlight, material will possibly fade over time.
- Do not use dry cleaning machine.
- Children should not climb or jump on the furniture.
- Do not write on furniture that is not protected by a padded barrier.















Weight Capacity














**250LBS PER SEAT**

# PART LIST & HARDWARE






1

<b>A</b> Seat frame  2PCS	<b>B</b> Seat cushion  2PCS	<b>C</b> Back Cushion  2PCS	<b>D</b> Arm Pillow  2PCS	<b>F</b> Backrest  2PCS
<b>G</b> Leg  8PCS	<b>L</b> Gasket  8PCS+8PCS	<b>N</b> Washer  24PCS+2PCS	<b>O</b> M8*60mm Bolt  8PCS+2PCS	<b>P</b> M8*80mm Bolt  8PCS
<b>Q</b> Butterfly Nut  8PCS	<b>R</b> Alley Key  2PCS			

2

<b>A</b> Seat frame  1PC	<b>B</b> Seat cushion  1PC	<b>C</b> Back Cushion  1PC	<b>F</b> Backrest  1PC	<b>G</b> Leg  8PCS
<b>J</b> Ottoman frame  1PC	<b>K</b> Ottoman cushion  1PC	<b>L</b> Gasket  8PCS	<b>N</b> Washer  12PCS+1PC	<b>O</b> M8*60mm Bolt  4PCS+1PC
<b>P</b> M8*80mm Bolt  4PCS	<b>Q</b> Butterfly Nut  4PCS	<b>R</b> Alley Key  1PC		

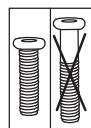
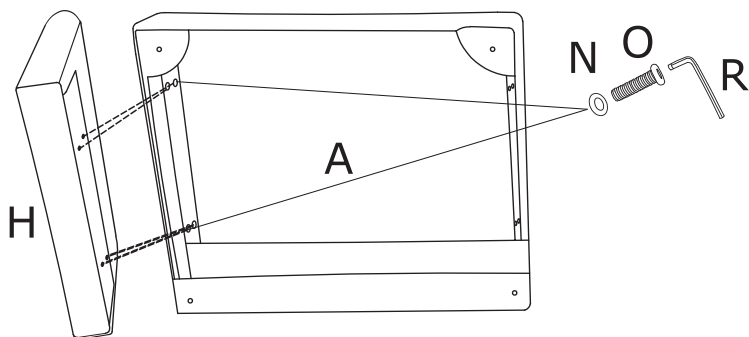
3

<b>H</b> Left armrest  1PC	<b>I</b> Right armrest  1PC	<b>O</b> M8*60mm Bolt  8PCS+1PC	<b>N</b> Washer  8PCS+1PC	<b>R</b> Alley Key  1PC
---	--	--	--	--

Be sure to inspect all packing material carefully for small parts, that may have come loose inside the carton during shipment.

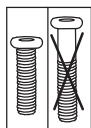
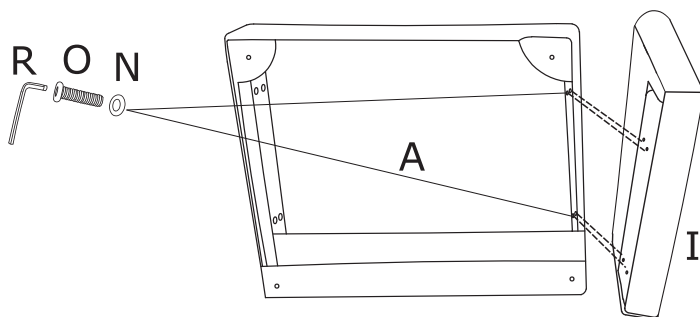
# ASSEMBLY INSTRUCTIONS

STEP 1: Assemble the Left armrest (H) to the Seat frame (A) with Washers (N) and Bolts (O).



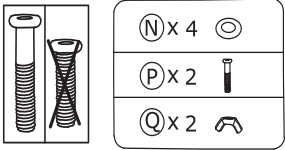
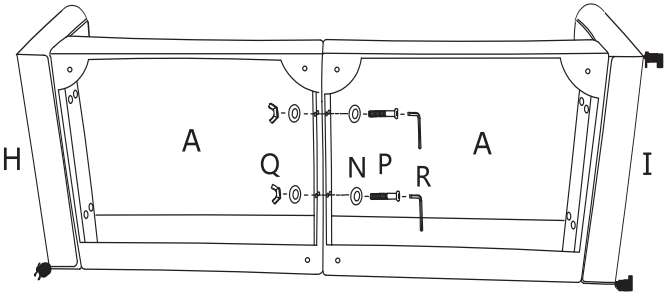
(N) x4	(O)
(O) x4	(R)

STEP 2: Assemble the Right armrest (I) to the Seat frame (A) with Washers (N) and Bolts (O).

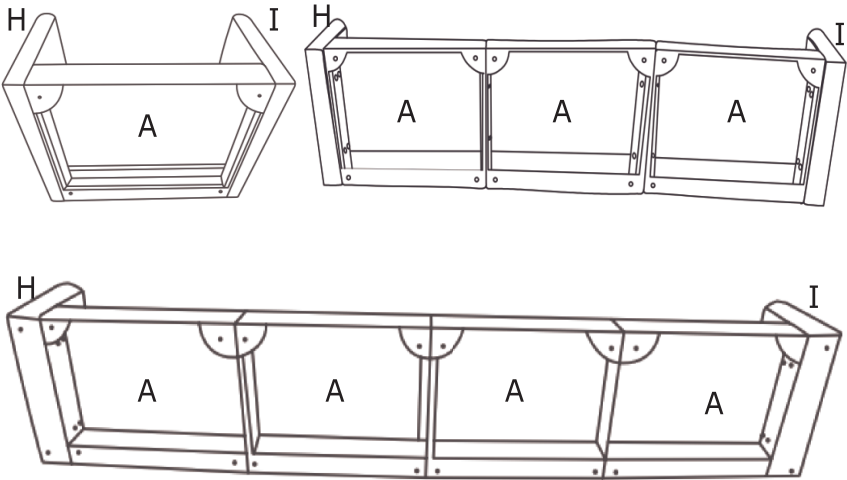


(N) x4	(O)
(O) x4	(R)

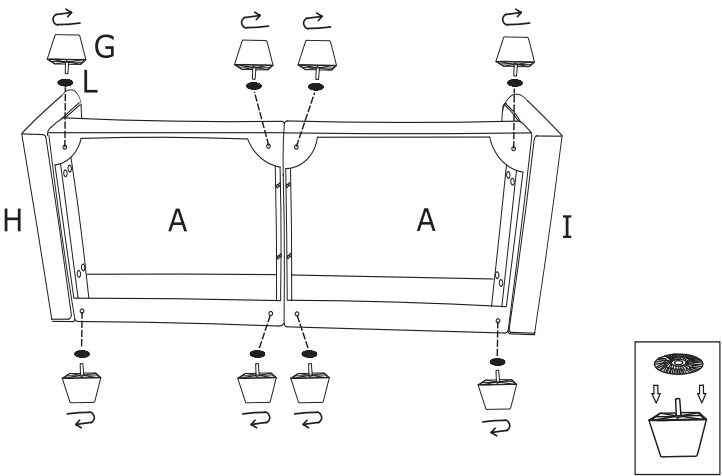
STEP 3: Assemble Seat frame (A) and Seat frame (A)with Butterfly nuts (Q) Washers (N) and Bolts (P).



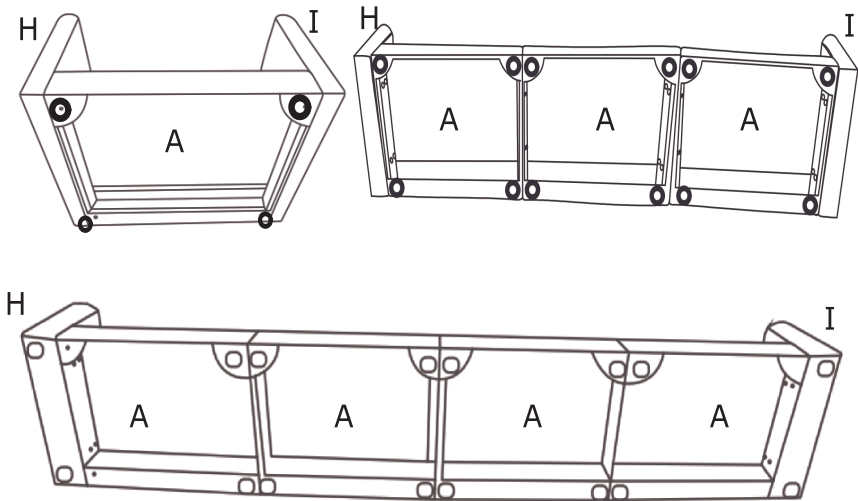
If you buy a multi-seater sofa, the assembly process is the same as for loveseat sofa.



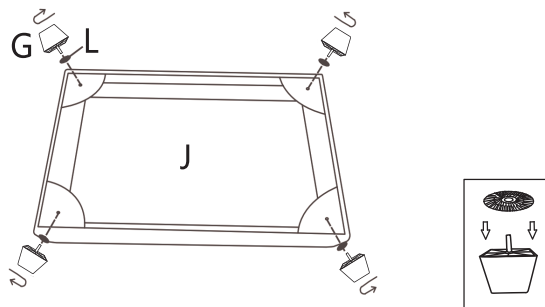
STEP 4: Assemble the Legs (G) on the sofa with Gaskets (L).



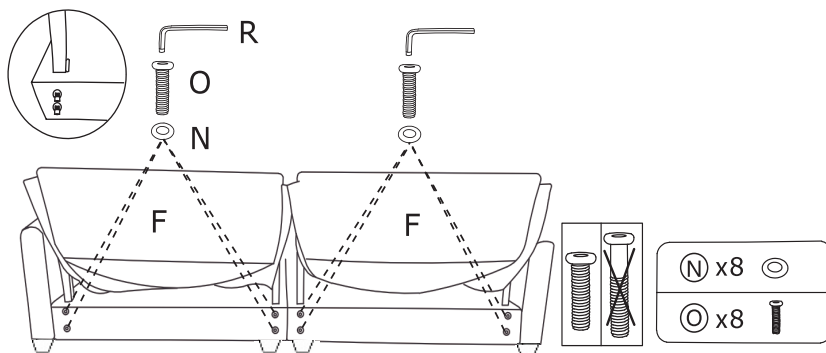
If you buy a multi-seater sofa, the assembly process is the same as for loveseat sofa.



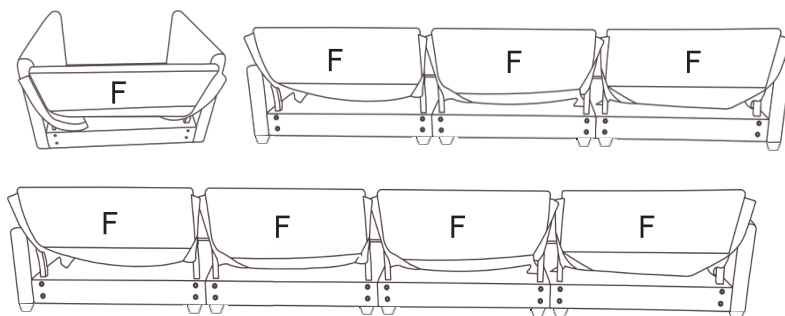
STEP 5: Assemble the Legs (G) on the ottoman frame with Gaskets (L) .



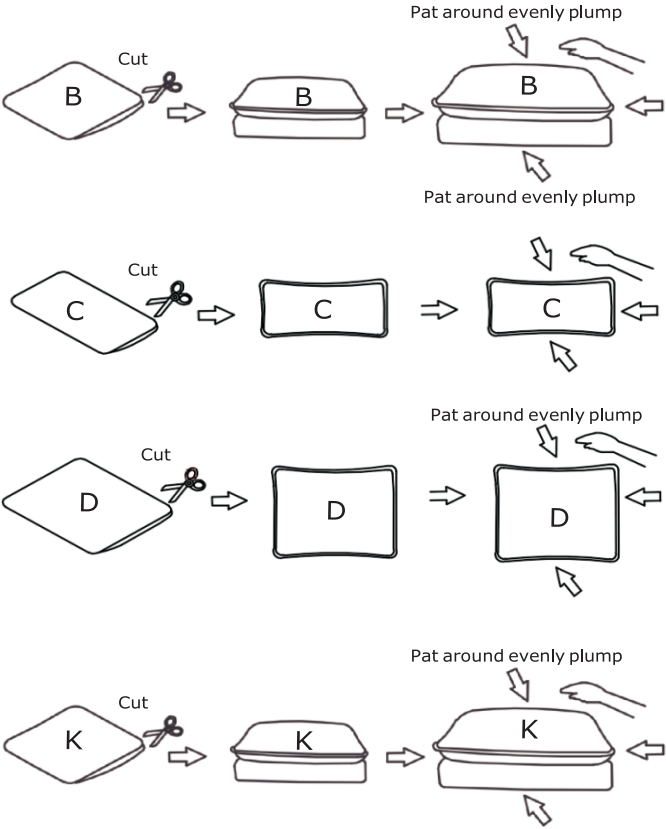
STEP 6: Insert the Backrest (F) into the designated holes,using Washer (N) and Bolts (O) to 70% tightness,and then tighten the all Bolts on the seat.



If you buy a multi-seater sofa, the assembly process is the same as for loveseat sofa.

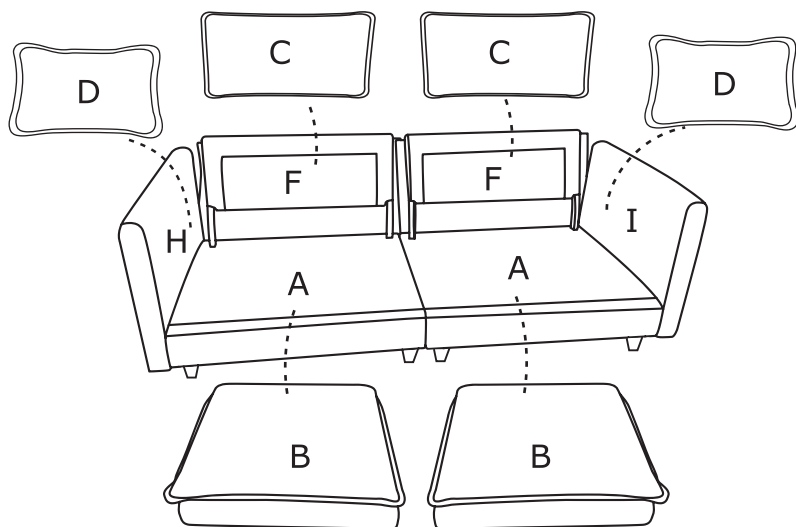


STEP 7: The cushions is packaged by vacuum compression.After cutting the package,it rebounds quickly within 4 hours.If the fabric has wrinkes, it will basically disappear after standing for 72 hours

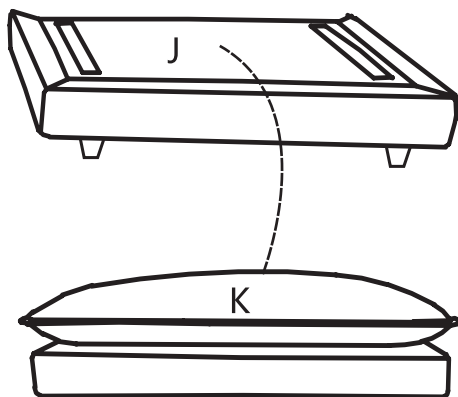





STEP 8: Place Seat Cushions (B) and Back Cushions (C) and Arm Pillow (D), and make sure it's will fitted.




STEP 9: Place seat Ottoman cushion (K) on the Ottoman frame (J).



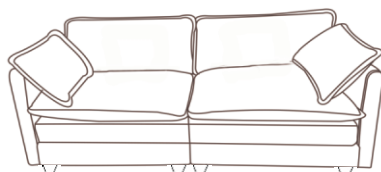
1&2 2&3




1&2&3



1&3



2&3



Complete assembly

# WARRANTY

We strive to offer high-quality products and we also try our best to satisfy each customer that orders from us. We provide 1 year warranty starting from the time you receive the item.

## **Problems you may encounter:**

Q: I have only received part of these packages, will I receive any others? Are they still on their way?

A: Please don't worry, as your order is shipped in multiple packages and each package is shipped from different warehouses according to your address, it is normal that you don't receive all packages at the same time. You can contact us to get the tracking numbers of other packages to check the logistics information.

Q: I received all packages but found that a component is missing/broken, can you send me a replacement?

A: Please contact us with clear photos and we will send you the same component.

Q: I used the tracking numbers to check the logistics information, but it has not been updated for a long time, how can I check the latest logistics information?

A: We will contact the courier company to find out the situation and even resend it for you.

.....

No matter what problems you encounter, please feel free to **using the way we listed above** to contact us directly, we will provide you with reasonable solutions.